

# ASX ALL ORDINARIES INDEX

ISIN: **XC0009693018** WKN: -

## Overview

2024/07/18 08:10:44

Price

**8,272.70** AUD

Difference ▼ **-0.37%** (-30.80)

### General attributes

ISIN	XC0009693018
Symbol	-
Country	Australia
Instruments in index	453
Type of index	-
Security type	Index

### Top 5

Name	Price	+ - (%)	Trend
88 ENERGY ...	0.1125	+50.00	<span style="color: green;">▲</span>
HUTCHISON ...	0.0335	+19.64	<span style="color: green;">▲</span>
ZIP CO. LT...	1.785	+11.21	<span style="color: green;">▲</span>
ACCENT GRO...	2.16	+10.20	<span style="color: green;">▲</span>
BRAINCHIP ...	0.21	+7.69	<span style="color: green;">▲</span>

Intraday **1w 1m 6m 1y 3y**

### Flop 5

Name	Price	+ - (%)	Trend
CORE LITHI...	0.10	-9.09	<span style="color: red;">▼</span>
DOMINO'S P...	33.12	-8.23	<span style="color: red;">▼</span>
TALGA RESO...	0.47	-6.93	<span style="color: red;">▼</span>
SYNLAIT MI...	0.27	-6.90	<span style="color: red;">▼</span>
FINEOS COR...	1.74	-6.45	<span style="color: red;">▼</span>

Intraday **1w 1m 6m 1y 3y**



Information about previous performance does not guarantee future performance.  
Source: FactSet

### Recent research

on market		
Date	Headline	Download
2024/07/15	Aktienempfehlungen Global	<a href="#">Download</a>
2024/07/12	Global Equity Ratings	<a href="#">Download</a>
2024/07/09	Political environment weighs on outlook	<a href="#">Download</a>
2024/07/09	Politisches Umfeld belastet den Ausblick	<a href="#">Download</a>
2024/07/03	Global Strategy 3Q 2024	<a href="#">Download</a>

**More information on countries & regions**

**➤ Markets by Region**

## Details

2024/07/18 08:10:44

Price

**8,272.70** AUDDifference  **-0.37%** (-30.80)

## General attributes

ISIN XC0009693018

Symbol -

Country Australia

Security type Index

Instruments in index 453

## Market data

Open 8,302.30 AUD

High 8,309.70 AUD

Low 8,263.50 AUD

Close (prev. day) 8,303.50 AUD

Trading volume (m) 1,043,381

Volume (pcs) 5,513,395,127

## Performance and Risk

	6m	1y	3y
Perf (%)	+9.20%	+10.35%	+8.41%
Perf (abs.)	+697.10	+776.00	+642.00
Beta	-	-	-
Volatility	10.94	10.75	13.14



Information about previous performance does not guarantee future performance.

Source: FactSet








## Price data

Ø price 5 days   Ø volume 5 days (pcs.)	8,257.60 AUD (1,028,142)
Ø price 30 days   Ø volume 30 days (pcs.)	8,063.38 AUD (158,339,178)
Ø price 100 days   Ø volume 100 days (pcs.)	8,016.81 AUD (147,679,707)
Ø price 250 days   Ø volume 250 days (pcs.)	7,687.02 AUD (245,067,630)
YTD High   date	8,329.50 AUD (2024/07/17)
YTD Low   date	7,551.20 AUD (2024/01/18)
52 Weeks High   date	8,329.50 AUD (2024/07/17)
52 Weeks Low   date	6,938.50 AUD (2023/10/30)

## Composition

Name  ISIN	Price	Diff %  Diff +/-	Performance 	Date Time	Turnover Pc.  Turnover Money 
29METALS LIMITED NPV AU0000157067	0.385	-4.94% -0.02		24/07/18 08:10:08	2,120,323 832,228.16
5E ADVANCED MATERIALS INC... AU0000186207	0.155	0.00% 0.00		24/07/18 04:36:25	237,166 38,874.44
88 ENERGY LIMITED AU00000088E2	0.003	50.00% 0.00		24/07/18 08:10:09	2,133,428 5,394.85
ABACUS PROPERTY GROUP NPV... -	1.20	-0.83% -0.01		23/08/09 08:10:26	2,253,796 2,705,513.49
ACCENT GROUP LTD NPV AU000000AX19	2.16	10.20% 0.20		24/07/18 08:10:09	7,724,238 16,499,209.32
ACTIVEX ARDEA REAL OUTCOM... AU0000031700	23.62	0.13% 0.03		24/07/18 07:48:58	1,153,928 27,104,831.42
ADAIRS LIMITED NPV AU000000ADH2	1.92	2.95% 0.06		24/07/18 08:10:08	708,543 1,353,761.96
ADBRI LTD. AU000000ABC7	3.19	0.00% 0.00		24/06/17 08:10:52	5,734,610 18,293,637.33
ADORE BEAUTY GRP LTD NPV AU0000109506	0.865	-1.14% -0.01		24/07/18 07:56:07	23,586 20,212.37
ADRIATIC METALS PLC AU0000004772	3.31	-2.93% -0.10		24/07/18 08:10:08	733,326 2,437,666.81
AFT PHARMACEUTICALS LTD N... NZAFTE0001S4	2.79	-0.36% -0.01		24/07/18 06:56:35	358 998.82
AFTERPAY LTD AU000000APT1	-	-% -		- -	- -
AGL ENERGY AU000000AGL7	10.38	-0.19% -0.02		24/07/18 08:10:09	1,786,994 18,591,958.58
AIR NEW ZEALAND LTD. NZAIRES0001S2	0.50	2.04% 0.01		24/07/18 08:10:09	666,894 330,339.62
ALKANE RESOURCES LTD. AU000000ALK9	0.55	-0.90% -0.01		24/07/18 08:10:08	857,375 467,353.37
ALLIANCE AVIATION SERVICE... AU000000AQZ6	3.09	1.64% 0.05		24/07/18 08:10:09	11,029 34,370.06
ALS LTD. AU000000ALQ6	14.49	-1.43% -0.21		24/07/18 08:10:09	665,994 9,679,660.63
ALTIUM LTD. AU000000ALU8	68.28	0.03% 0.02		24/07/18 08:10:09	640,224 43,712,123.52
ALUMINA LTD. AU000000AWC3	1.56	-3.41% -0.06		24/07/18 08:10:08	11,923,163 18,517,530.42
AMCOR PLC AU000000AMC4	15.41	2.19% 0.33		24/07/18 08:10:08	2,562,962 39,440,448.17
AMOTIV LTD. AU0000340770	10.67	-0.56% -0.06		24/07/18 08:10:09	269,518 2,866,248.64
AMP LTD. AU000000AMP6	1.15	0.00% 0.00		24/07/18 08:10:08	5,450,062 6,297,998.80
AMPOL LTD. AU0000088338	33.72	-1.46% -0.50		24/07/18 08:10:09	911,093 30,847,326.14

## ASX ALL ORDINARIES INDEX

ANSELL LTD. AU000000ANN9	26.70	2.42% 0.63		24/07/18 08:10:09	485,306 12,866,252.79
ANTEOTECH LIMITED NPV AU000000ADO8	0.021	0.00% 0.00		24/07/18 06:03:22	65,000 1,365.00
ANZ GROUP HOLDINGS LTD. AU000000ANZ3	30.06	0.30% 0.09		24/07/18 08:10:06	4,388,717 131,979,890.60
APA GROUP NPV (STAPLED UN... AU000000APA1	8.03	0.63% 0.05		24/07/18 08:10:09	2,939,003 23,553,061.16
APPEN LTD AU000000APX3	0.475	-5.00% -0.03		24/07/18 08:10:09	3,286,603 1,575,898.04
ARB CORPORATION(NEW) NPV AU000000ARB5	40.31	-0.57% -0.23		24/07/18 08:10:08	180,462 7,257,464.46
ARENA REIT STAPLED UNITS AU000000ARF6	3.98	-1.00% -0.04		24/07/18 08:10:08	529,131 2,115,849.62