

ASX ALL ORDINARIES INDEX

ISIN: **XC0009693018** WKN: -

Overview

2024/05/03 08:10:44

Price

7,897.50 AUD

Difference ▲ 0.61% (48.10)

General attributes

ISIN	XC0009693018
Symbol	-
Country	Australia
Instruments in index	460
Type of index	-
Security type	Index

Market data

Open	7,857.40 AUD
High	7,907.00 AUD
Low	7,856.80 AUD
Close (prev. day)	7,849.40 AUD
Trading volume (m)	972,164
Volume (pcs)	3,002,483,107



5y

Information about previous performance does not guarantee future performance.
Source: FactSet

Top 5

Name	Price	+ - (%)	Trend
88 ENERGY ...	0.16	+33.33	▲
PPK GROUP ...	0.53	+23.26	▲
BETMAKERS ...	0.125	+13.64	▲
EROAD LIMI...	0.85	+9.68	▲
AROA BIOSU...	0.545	+9.00	▲

Intraday 1w 1m 6m 1y 3y

Flop 5

Name	Price	+ - (%)	Trend
PARADIGM B...	0.245	-10.91	▼
ST. BARBAR...	0.24	-7.69	▼
AFT PHARMA...	2.60	-6.14	▼
OCEANIA HE...	0.50	-5.66	▼
EVOLUTION ...	3.73	-5.57	▼

Intraday 1w 1m 6m 1y 3y

Recent research

Date	Headline	Download
2024/04/26	Global Equity Ratings	Download
2024/04/26	Aktienempfehlungen Global	Download
2024/04/03	Global Equity Ratings	Download
2024/04/03	Aktienempfehlungen Global	Download
2024/03/26	Global Strategy 2Q 2024	Download

Futures and Options

Related Futures -

Related Options -

Details

2024/05/03 08:10:44

Price

7,897.50 AUD

Difference ▲ **0.61% (48.10)**

General attributes

ISIN XC0009693018
Symbol -
Country Australia
Security type Index
Instruments in index 460

Market data

Open 7,857.40 AUD
High 7,907.00 AUD
Low 7,856.80 AUD
Close (prev. day) 7,849.40 AUD
Trading volume (m) 972,164
Volume (pcs) 3,002,483,107

Performance and Risk

	6m	1y	3y
Perf (%)	+10.07%	+6.88%	+8.38%
Perf (abs.)	+722.40	+508.50	+610.70
Beta	-	-	-
Volatility	10.80	10.93	13.17

5y



Information about previous performance does not guarantee future performance.
Source: FactSet

Price data

Ø price 5 days Ø volume 5 days (pcs.)	7,883.48 AUD (1,108,350)
Ø price 30 days Ø volume 30 days (pcs.)	7,982.67 AUD (1,111,179)
Ø price 100 days Ø volume 100 days (pcs.)	7,856.16 AUD (44,958,966)
Ø price 250 days Ø volume 250 days (pcs.)	7,549.09 AUD (226,418,155)
YTD High date	8,168.00 AUD (2024/04/02)
YTD Low date	7,551.20 AUD (2024/01/18)
52 Weeks High date	8,168.00 AUD (2024/04/02)
52 Weeks Low date	6,938.50 AUD (2023/10/30)

Composition

Name  ISIN	Price	Diff %  Diff +/-	Performance 	Date Time	Turnover Pc.  Turnover Money 
29METALS LIMITED NPV AU0000157067	0.48	0.00% 0.00		24/05/03 08:10:12	1,474,276 707,300.54
5E ADVANCED MATERIALS INC... AU0000186207	0.18	5.88% 0.01		24/05/03 08:10:12	519,211 95,439.27
88 ENERGY LIMITED AU00000088E2	0.004	33.33% 0.00		24/05/03 08:10:11	21,978,583 85,344.20
ABACUS PROPERTY GROUP NPV... -	1.20	-0.83% -0.01		23/08/09 08:10:26	2,253,796 2,705,513.49
ACCENT GROUP LTD NPV AU000000AX19	1.845	1.65% 0.03		24/05/03 08:10:11	1,009,508 1,841,290.17
ACTIVEX ARDEA REAL OUTCOM... AU0000031700	23.86	0.46% 0.11		24/05/03 07:44:32	18,752 445,560.17
ADAIRS LIMITED NPV AU000000ADH2	2.12	2.91% 0.06		24/05/03 08:10:11	273,566 578,870.91
ADBRI LTD. AU000000ABC7	3.17	0.32% 0.01		24/05/03 08:10:12	1,244,522 3,935,630.55
ADORE BEAUTY GRP LTD NPV AU0000109506	1.12	0.45% 0.01		24/05/03 07:55:02	18,890 21,176.46
ADRIATIC METALS PLC AU0000004772	4.51	-2.80% -0.13		24/05/03 08:10:12	968,922 4,404,796.25
AFT PHARMACEUTICALS LTD N... NZAFTE0001S4	2.60	-6.14% -0.17		24/05/03 08:10:11	384 998.40
AFTERPAY LTD AU000000APT1	-	-% -		- -	- -
AGL ENERGY AU000000AGL7	9.33	0.65% 0.06		24/05/03 08:10:11	964,363 8,996,069.19
AIR NEW ZEALAND LTD. NZAIRE0001S2	0.49	1.03% 0.01		24/05/03 08:10:11	510,726 251,271.77
ALKANE RESOURCES LTD. AU000000ALK9	0.575	-1.71% -0.01		24/05/03 08:10:12	1,920,039 1,109,461.98
ALLIANCE AVIATION SERVICE... AU000000AQZ6	3.15	2.94% 0.09		24/05/03 08:10:11	70,663 220,737.88
ALS LTD. AU000000ALQ6	13.09	0.61% 0.08		24/05/03 08:10:11	510,994 6,678,526.38
ALTIUM LTD. AU000000ALU8	66.00	0.15% 0.10		24/05/03 08:10:12	1,787,291 117,783,987.18
ALUMINA LTD. AU000000AWC3	1.555	2.30% 0.04		24/05/03 08:10:12	4,645,441 7,216,351.59
AMCOR PLC AU000000AMC4	15.12	0.47% 0.07		24/05/03 08:10:12	2,900,374 43,829,167.31
AMP LTD. AU000000AMP6	1.065	-0.93% -0.01		24/05/03 08:10:12	10,927,464 11,655,160.91
AMPOL LTD. AU00000088338	35.29	0.28% 0.10		24/05/03 08:10:11	916,900 32,537,595.27
ANSELL LTD. AU000000ANN9	24.74	-1.20% -0.30		24/05/03 08:10:12	215,428 5,345,051.60




ASX ALL ORDINARIES INDEX

ANTEOTECH LIMITED NPV AU000000ADO8	0.021	-4.55% -0.00		24/05/03 07:57:25	1,731,512 38,094.53
ANZ GROUP HOLDINGS LTD. AU000000ANZ3	28.48	0.89% 0.25	█	24/05/03 08:10:12	2,774,301 78,887,838.35
APA GROUP NPV (STAPLED UN... AU000000APA1	8.38	1.33% 0.11	█	24/05/03 08:10:12	2,279,585 19,052,142.84
APPEN LTD AU000000APX3	0.625	2.46% 0.02	█	24/05/03 08:10:12	1,464,477 911,173.43
ARB CORPORATION(NEW) NPV AU000000ARB5	38.00	0.11% 0.04		24/05/03 08:10:11	55,536 2,111,318.67
ARENA REIT STAPLED UNITS AU000000ARF6	3.74	1.36% 0.05	█	24/05/03 08:10:12	1,556,171 5,816,526.17
ARGO INVESTMENTS LIMITED ... AU000000ARG4	8.61	-0.46% -0.04		24/05/03 08:10:12	157,117 1,355,157.52
ARISTOCRAT LEISURE LTD. AU000000ALL7	39.92	2.31% 0.90	█	24/05/03 08:10:12	856,622 34,040,024.73
AROA BIOSURGERY LTD NPV NZARXE0001S1	0.545	9.00% 0.05	█	24/05/03 07:58:08	584,240 315,385.16
ASX LTD. AU000000ASX7	63.70	0.73% 0.46	█	24/05/03 08:10:12	196,553 12,506,675.98
ATLAS ARTERIA GROUP AU0000013559	5.27	-0.57% -0.03		24/05/03 08:10:11	1,921,201 10,159,031.11
AUB GROUP LTD AU000000AUB9	28.47	0.96% 0.27	█	24/05/03 08:10:12	130,935 3,723,399.88
AUCKLAND INTERNATIONAL AI... NZAIAE0002S6	7.14	1.13% 0.08	█	24/05/03 08:10:11	146,215 1,040,665.03
AUDINATE GROUP LTD AU000000AD88	19.45	5.48% 1.01	█	24/05/03 08:10:10	265,689 5,131,165.78
AUDIO PIXELS HLDGS LTD NP... AU000000AKP0	6.20	0.00% 0.00		24/02/29 05:56:36	25,155 151,405.25
AURIZON HOLDINGS LTD. AU000000AZJ1	3.78	0.27% 0.01		24/05/03 08:10:11	4,237,239 16,018,001.54
AUSNET SERVICES AU000000AST5	-	-% -		-	-
AUSSIE BROADBAND LTD NPV AU0000106643	3.73	1.36% 0.05	█	24/05/03 08:10:11	417,453 1,543,342.23
AUSTAL LTD. AU000000ASB3	2.34	0.86% 0.02	█	24/05/03 08:10:10	480,377 1,118,054.05
AUSTRALIAN AGRICULTURAL C... AU000000AAC9	1.355	-2.87% -0.04		24/05/03 08:10:12	79,404 107,898.33
AUSTRALIAN CLINICAL LABS ... AU0000148496	2.44	1.24% 0.03	█	24/05/03 08:10:12	413,141 1,003,797.37
AUSTRALIAN ETHICAL INVEST... AU000000AEF4	4.54	4.37% 0.19	█	24/05/03 08:10:12	101,604 458,131.00
AUSTRALIAN FINANCE GROUP ... AU000000AFG9	1.51	1.34% 0.02	█	24/05/03 08:10:12	120,802 181,298.13
AUSTRALIAN FOUNDATION INV... AU000000AFI5	7.15	0.00% 0.00		24/05/03 08:10:12	396,807 2,839,458.21
AUSTRALIAN STRATEGIC MATE... AU0000094153	1.01	0.00% 0.00		24/05/03 08:10:10	197,517 200,036.37
AUSTRALIAN UNITED INVESTM... AU000000AUI4	10.30	0.59% 0.06	█	24/05/03 08:10:12	12,006 122,872.54
AUTOSPORTS GROUP LTD AU000000ASG2	2.60	0.00% 0.00		24/05/03 08:10:11	158,596 409,462.06
AVZ MINERALS LTD.	0.78	-7.14%		22/05/06	46,567,215

ASX ALL ORDINARIES INDEX

AU000000AVZ6			-0.06		08:10:45	36,389,043.60
BABY BUNTING GROUP LIMITE... AU000000BBN2	1.79	1.13%	0.02		24/05/03 08:10:11	267,374 483,027.69
BANK OF QUEENSLAND LIMITE... AU000000BOQ8	5.86	-0.68%	-0.04		24/05/03 08:10:12	2,097,513 12,320,778.08
BAPCOR LTD NPV AU000000BAP9	4.56	3.64%	0.16		24/05/03 08:10:11	9,777,219 42,801,161.78
BEACH ENERGY LTD. AU000000BPT9	1.575	1.29%	0.02		24/05/03 08:10:11	4,822,525 7,607,856.45
BEACON LIGHTING GROUP LIM... AU000000BLX0	2.80	-1.41%	-0.04		24/05/03 08:10:11	109,069 305,429.70
BEGA CHEESE LTD. AU000000BGA8	4.47	2.52%	0.11		24/05/03 08:10:11	1,108,454 4,929,171.29
BELL FINANCIAL GROUP LIMI... AU000000BFG7	1.35	1.50%	0.02		24/05/03 08:10:12	115,782 155,795.94
BELLEVUE GOLD LTD NPV AU00000019374	1.685	-3.16%	-0.06		24/05/03 08:10:12	2,942,185 4,994,408.45
BENDIGO & ADELAIDE BANK L... AU000000BEN6	9.76	0.51%	0.05		24/05/03 08:10:12	615,848 6,009,232.72
BETASHARES CAPITAL LTD AC... AU000000HBRD9	10.13	-0.10%	-0.01		24/05/03 07:54:33	353,701 3,586,164.02
BETASHARES CAPITAL LTD AS... AU00000022063	8.66	1.17%	0.10		24/05/03 08:10:10	331,775 2,868,451.54
BETASHARES CAPITAL LTD AU... AU000000QPON6	26.02	0.04%	0.01		24/05/03 07:59:26	116,708 3,035,803.32
BETASHARES CAPITAL LTD AU... AU000000A2000	127.28	0.56%	0.71		24/05/03 08:10:11	38,899 4,948,804.29
BETASHARES CAPITAL LTD AU... AU000000AAA3	50.09	0.02%	0.01		24/05/03 08:10:11	790,158 39,585,311.83
BETASHARES CAPITAL LTD AU... AU0000008203	22.32	0.18%	0.04		24/05/03 08:10:11	21,375 477,108.92
BETASHARES CAPITAL LTD AU... AU000000FAIR4	19.25	0.73%	0.14		24/05/03 07:52:47	51,131 983,217.32
BETASHARES CAPITAL LTD GL... AU000000HACK8	11.23	-1.84%	-0.21		24/05/03 08:10:10	124,477 1,403,917.40
BETASHARES CAPITAL LTD NA... AU000000NDQ6	40.68	0.64%	0.26		24/05/03 08:10:11	149,924 6,102,113.63
BETASHARES CAPITAL LTD UN... AU000000ETHI8	14.24	-0.14%	-0.02		24/05/03 07:59:54	187,009 2,666,157.09
BETMAKERS TECHNOLOGY GROU... AU00000050585	0.125	13.64%	0.02		24/05/03 08:10:11	894,601 108,377.14
BHP GROUP LTD AU000000BHP4	42.41	0.07%	0.03		24/05/03 08:10:12	7,108,238 302,159,381.19
BIGTINCAN HOLDINGS LTD NP... AU000000BTH6	0.16	6.67%	0.01		24/05/03 08:10:11	6,433,361 997,410.80
BKI INVESTMENT COMPANY LI... AU000000BK13	1.67	-0.30%	-0.01		24/05/03 08:10:12	279,836 468,273.98
BLACKROCK INV MNGT AUSTR... AU000000IOZ4	30.73	0.59%	0.18		24/05/03 08:10:11	201,259 6,183,181.41
BLACKROCK INV MNGT AUSTR... AU000000IAF5	99.53	0.23%	0.23		24/05/03 08:10:11	20,669 2,056,441.60
BLACKROCK INV MNGT AUSTR... AU000000IAA6	96.30	0.94%	0.90		24/05/03 07:52:29	10,514 1,015,227.68
BLACKROCK INV MNGT AUSTR... AU000000IXJ9	135.26	-1.00%	-1.36		24/05/03 07:59:54	5,622 761,576.82

ASX ALL ORDINARIES INDEX

BLACKROCK INV MNGT AUSTRALIA AU000000IEM3	63.50	0.28% 0.18		24/05/03 08:10:11	18,297 1,168,263.16
BLACKROCK INV MNGT AUSTRALIA AU000000IJP5	104.22	-0.16% -0.17		24/05/03 08:10:10	7,403 773,138.21
BLACKROCK INV MNGT AUSTRALIA AU000000IHVV8	47.08	0.66% 0.31		24/05/03 08:10:11	37,769 1,778,882.27
BLACKROCK INV MNGT AUSTRALIA AU000000IVV8	51.44	0.10% 0.05		24/05/03 08:10:11	184,760 9,509,932.16
BLACKROCK INV MNGT AUSTRALIA AU000000ILC9	29.24	0.34% 0.10		24/05/03 07:43:14	7,327 214,242.38
BLACKROCK INV MNGT AUSTRALIA AU000000IVE4	118.49	-0.26% -0.31		24/05/03 07:46:10	9,511 1,128,358.39
BLACKROCK INV MNGT AUSTRALIA AU000000IEU6	83.10	-0.26% -0.22		24/05/03 07:57:35	6,109 508,014.81
BLACKROCK INV MNGT AUSTRALIA AU000000IOO8	133.43	0.51% 0.68		24/05/03 08:10:11	18,027 2,409,226.46
BLUESCOPE STEEL LTD. AU000000BSL0	22.43	0.67% 0.15		24/05/03 08:10:12	593,441 13,314,826.68
BOART LONGYEAR LTD. CDI AU000000BLY8	-	-% -		-	-
BORAL LTD. AU000000BLD2	5.80	2.65% 0.15		24/05/03 08:10:12	3,397,494 19,500,105.03
BRAINCHIP HOLDINGS LTD. AU000000BRN8	0.245	-2.00% -0.01		24/05/03 08:10:12	9,583,510 2,351,861.35
BRAMBLES LIMITED AU000000BXB1	14.38	0.70% 0.10		24/05/03 08:10:11	2,442,708 35,096,134.06
BRAVURA SOLUTIONS LTD AU000000BVS9	1.37	-1.79% -0.03		24/05/03 08:10:12	1,426,603 1,968,868.68
BREVILLE GROUP LTD. AU000000BRG2	25.65	1.62% 0.41		24/05/03 08:10:11	105,482 2,700,520.73
BRICKWORKS NPV AU000000BKW4	26.59	0.11% 0.03		24/05/03 08:10:12	95,458 2,541,230.94
BRISCOE GROUP NPV NZBGRE0001S4	4.25	0.00% 0.00		24/05/01 06:11:08	300 1,275.00
BSP FINANCIAL GROUP NPV PG000A2PEAQ9	5.97	0.00% 0.00		24/05/03 07:37:11	2,307 13,770.24
BWP TRUST NPV AU000000BWP3	3.58	1.70% 0.06		24/05/03 08:10:12	1,714,840 6,116,473.33
BWX LTD NPV AU000000BWX7	0.20	2.56% 0.01		23/03/23 06:10:20	379,791 73,304.15
CALIX LIMITED NPV AU0000017840	1.355	0.37% 0.01		24/05/03 08:10:10	928,696 1,269,616.78
CAPRICORN METALS LTD. AU000000CMM9	4.76	-2.06% -0.10		24/05/03 08:10:12	566,680 2,706,409.44