

AUSTRIA SHORT ATX (TR)

ISIN: **AT0000A06434** WKN: -

Overview

2024/06/07 17:50:01

Price

1,467.13 EURDifference  0.38% (5.59)

General attributes

ISIN AT0000A06434

Symbol -

Country Austria

Instruments in index 20

Type of index -

Security type Index

Market data

Open 1,459.86 EUR

High 1,472.85 EUR





Low 1,458.40 EUR

Close (prev. day) 1,461.54 EUR

Trading volume (m) -

Volume (pcs) -

Top 5

Name 	Price	+ - (%) 	Trend 
AT&S AUSTR...	23.02	+3.69 	
FACC AG	7.49	+1.22 	
TELEKOM AU...	8.94	+1.02 	
ANDRITZ AG	57.20	+0.44 	
UNIQA INSU...	8.24	+0.24 	

Intraday 1w 1m 6m 1y 3y

Flop 5

Name 	Price	+ - (%) 	Trend 
LENZING AG	33.25	-2.35 	
DO & CO AG	143.40	-1.65 	
RAIFFEISEN...	16.91	-1.23 	
VERBUND AG	75.70	-1.05 	
VOESTALPIN...	26.12	-0.99 	

Intraday 1w 1m 6m 1y 3y

5y



Information about previous performance does not guarantee future performance.

Source: FactSet

Recent research

on market

Date	Headline	Download
2024/06/07	 Equity Weekly	
2024/06/07	 Wochenausblick	
2024/06/07	 Week Ahead	
2024/06/07	 ECB cuts CORRECTION	
2024/06/07	 ASFINAG	

Futures and Options

Related Futures -

Related Options -

Details

2024/06/07 17:50:01

Price

1,467.13 EUR

Difference



0.38% (5.59)

General attributes

ISIN AT0000A06434

Symbol -

Country Austria

Security type Index

Instruments in index 20

Market data

Open 1,459.86 EUR

High 1,472.85 EUR

Low 1,458.40 EUR

Close (prev. day) 1,461.54 EUR

Trading volume (m) -

Volume (pcs) -

Performance and Risk

	6m	1y	3y
Perf (%)	-11.10%	-13.42%	-17.65%
Perf (abs.)	-183.12	-227.37	-314.36
Beta	-	-	-
Volatility	10.13	11.24	19.69



Information about previous performance does not guarantee future performance.

Source: FactSet

Price data

Ø price 5 days Ø volume 5 days (pcs.)	1,469.76 EUR (0)
Ø price 30 days Ø volume 30 days (pcs.)	1,484.24 EUR (0)
Ø price 100 days Ø volume 100 days (pcs.)	1,563.80 EUR (0)
Ø price 250 days Ø volume 250 days (pcs.)	1,634.39 EUR (0)
YTD High date	1,654.94 EUR (2024/03/11)
YTD Low date	1,450.27 EUR (2024/05/23)
52 Weeks High date	1,794.72 EUR (2023/10/23)
52 Weeks Low date	1,450.27 EUR (2024/05/23)

Composition

Name  ISIN	Price	Diff %  Diff +/-	Performance 	Date Time	Turnover Pc.  Turnover Money 
ANDRITZ AG AT0000730007	57.20	0.44% 0.25		24/06/07 17:35:01	98,397 5,622,713.95
AT&S AUSTRIA TECHN.&SYSTE... AT0000969985	23.02	3.69% 0.82		24/06/07 17:35:26	252,709 5,782,269.72
BAWAG GROUP AG AT0000BAWAG2	60.00	-0.58% -0.35		24/06/07 17:35:05	60,575 3,634,179.80
CA IMMOBILIEN ANLAGEN AG AT0000641352	30.56	-0.13% -0.04		24/06/07 17:35:13	374,414 11,440,821.74
DO & CO AG AT0000818802	143.40	-1.65% -2.40		24/06/07 17:35:05	4,062 582,570.20
ERSTE GROUP BANK AG AT0000652011	44.93	-0.53% -0.24		24/06/07 17:35:12	338,835 15,262,379.31
FACC AG AT00000FACC2	7.49	1.22% 0.09		24/06/07 17:35:15	62,313 462,300.00
IMMOFINANZ AG AT0000A21KS2	23.80	-0.21% -0.05		24/06/07 17:35:22	583,560 13,829,811.45
LENZING AG AT0000644505	33.25	-2.35% -0.80		24/06/07 17:35:00	22,168 735,447.00
OMV AG AT0000743059	41.20	0.19% 0.08		24/06/07 17:35:16	424,915 17,481,158.02
RAIFFEISEN BANK INTERNATI... AT0000606306	16.91	-1.23% -0.21		24/06/07 17:35:09	159,077 2,697,902.42
S IMMO AG AT0000652250	21.60	-0.46% -0.10		24/06/07 17:35:06	3,376 72,901.80
SCHOELLER-BLECKMANN OILFI... AT0000946652	37.10	-0.93% -0.35		24/06/07 17:35:21	24,103 897,520.70
TELEKOM AUSTRIA AG AT0000720008	8.94	1.02% 0.09		24/06/07 17:35:05	148,059 1,321,432.86
UNIQA INSURANCE GROUP AG AT0000821103	8.24	0.24% 0.02		24/06/07 17:35:45	70,439 579,797.61
VERBUND AG AT0000746409	75.70	-1.05% -0.80		24/06/07 17:35:03	95,268 7,196,558.95
VIENNA INSURANCE GROUP AT0000908504	29.50	-0.34% -0.10		24/06/07 17:35:15	14,316 422,747.65
VOESTALPINE AG AT0000937503	26.12	-0.99% -0.26		24/06/07 17:35:07	217,533 5,687,639.50
WIENERBERGER AG AT0000831706	34.12	-0.41% -0.14		24/06/07 17:35:28	244,385 8,355,978.44
ÖSTERREICHISCHE POST AG AT0000APOST4	30.65	-0.49% -0.15		24/06/07 17:35:09	14,247 437,151.90