

## AUSTRIA SHORT ATX (TR)

ISIN: **AT0000A06434** WKN: -

## Overview

2024/05/03 15:56:40

Price

**1,523.48** EURDifference  -0.45% (-6.92)

## General attributes

ISIN AT0000A06434

Symbol -

Country Austria

Instruments in index 20

Type of index -

Security type Index

## Market data

Open 1,526.73 EUR

High 1,527.13 EUR

Low 1,517.75 EUR

Close (prev. day) 1,530.40 EUR

Trading volume (m) -

Volume (pcs) -

## Top 5

Name 	Price	+ - (%) 	Trend 
WIENERBERG...	34.36	+2.32	
AT&S AUSTR...	20.40	+2.00	
ANDRITZ AG	52.70	+1.74	
VERBUND AG	75.00	+1.56	
LENZING AG	30.80	+1.15	

Intraday 1w 1m 6m 1y 3y

## Flop 5

Name 	Price	+ - (%) 	Trend 
RAIFFEISEN...	16.91	-0.76	
ERSTE GROU...	44.75	-0.71	
SCHOELLER...	42.45	-0.35	
ÖSTERREICH...	30.00	-0.33	
FACC AG	6.27	-0.32	

Intraday 1w 1m 6m 1y 3y

5y














Information about previous performance does not guarantee future performance.

Source: FactSet

## Recent research

## on market

Date	Headline	Download 
2024/05/03	 Equity Weekly	
2024/05/03	 Week Ahead	
2024/05/03	 Wochenausblick	
2024/05/03	 Kommunalkredit Austria AG	
2024/05/02	 FX markets reflect uncertain interest rate outlook	

**Futures and Options**

**Related Futures** -

**Related Options** -

## Details

2024/05/03 15:56:40

Price

**1,523.48** EUR

Difference

**-0.45%** (-6.92)

## General attributes

ISIN AT0000A06434

Symbol -

Country Austria

Security type Index

Instruments in index 20

## Market data

Open 1,526.73 EUR

High 1,527.13 EUR

Low 1,517.75 EUR

Close (prev. day) 1,530.40 EUR

Trading volume (m) -

Volume (pcs) -

## Performance and Risk

	6m	1y	3y
Perf (%)	-11.30%	-10.38%	-22.62%
Perf (abs.)	-194.89	-177.18	-447.49
Beta	-	-	-
Volatility	9.57	11.61	19.75



5y

Information about previous performance does not guarantee future performance.

Source: FactSet

## Price data

Ø price 5 days   Ø volume 5 days (pcs.)	1,541.27 EUR (0)
Ø price 30 days   Ø volume 30 days (pcs.)	1,556.63 EUR (0)
Ø price 100 days   Ø volume 100 days (pcs.)	1,598.93 EUR (0)
Ø price 250 days   Ø volume 250 days (pcs.)	1,658.54 EUR (0)
YTD High   date	1,654.94 EUR (2024/03/11)
YTD Low   date	1,526.81 EUR (2024/05/02)
52 Weeks High   date	1,794.72 EUR (2023/10/23)
52 Weeks Low   date	1,526.81 EUR (2024/05/02)

## Composition

Name  ISIN	Price	Diff %  Diff +/-	Performance 	Date Time	Turnover Pc.  Turnover Money 
ANDRITZ AG AT0000730007	52.70	1.74% 0.90		24/05/03 15:55:19	33,989 1,783,174.10
AT&S AUSTRIA TECHN.&SYSTE... AT0000969985	20.40	2.00% 0.40		24/05/03 15:53:57	55,476 1,116,371.82
BAWAG GROUP AG AT0000BAWAG2	57.40	0.44% 0.25		24/05/03 15:53:32	31,952 1,838,327.70
CA IMMOBILIEN ANLAGEN AG AT0000641352	30.90	0.13% 0.04		24/05/03 15:53:17	77,712 2,405,378.06
DO & CO AG AT0000818802	145.20	0.69% 1.00		24/05/03 15:56:09	5,215 752,852.00
ERSTE GROUP BANK AG AT0000652011	44.69	-0.84% -0.38		24/05/03 15:56:51	203,744 9,183,614.03
FACC AG AT00000FACC2	6.27	-0.32% -0.02		24/05/03 15:41:56	22,686 142,920.97
IMMOFINANZ AG AT0000A21KS2	23.70	0.00% 0.00		24/05/03 15:16:28	144,772 3,424,882.40
LENZING AG AT0000644505	30.80	1.15% 0.35		24/05/03 15:47:07	19,995 613,418.05
OMV AG AT0000743059	44.18	0.87% 0.38		24/05/03 15:55:40	152,768 6,764,172.92
RAIFFEISEN BANK INTERNATI... AT0000606306	16.91	-0.76% -0.13		24/05/03 15:55:03	409,408 6,911,230.50
S IMMO AG AT0000652250	17.25	0.29% 0.05		24/05/03 15:47:11	2,454 42,255.70
SCHOELLER-BLECKMANN OILFI... AT0000946652	42.45	-0.35% -0.15		24/05/03 15:51:24	14,189 602,553.60
TELEKOM AUSTRIA AG AT0000720008	8.16	0.74% 0.06		24/05/03 15:38:37	30,465 248,238.21
UNIQA INSURANCE GROUP AG AT0000821103	8.23	-0.12% -0.01		24/05/03 15:51:38	52,552 432,906.66
VERBUND AG AT0000746409	75.00	1.56% 1.15		24/05/03 15:54:16	63,482 4,739,974.60
VIENNA INSURANCE GROUP AT0000908504	29.55	0.68% 0.20		24/05/03 15:54:31	13,679 403,918.65
VOESTALPINE AG AT0000937503	25.72	0.08% 0.02		24/05/03 15:53:41	38,814 998,696.28
WIENERBERGER AG AT0000831706	34.36	2.32% 0.78		24/05/03 15:54:27	206,659 7,020,042.24
ÖSTERREICHISCHE POST AG AT0000APOST4	30.00	-0.33% -0.10		24/05/03 15:41:24	26,097 781,187.20