

AUSTRIA SHORT ATX (TR)

ISIN: **AT0000A06434** WKN:

-

Overview

2022/08/09 09:53:11

Price

1,829.30 EURDifference  0.13% (2.31)

General attributes

ISIN	AT0000A06434
Symbol	-
Country	Austria
Instruments in index	20
Type of index	-
Security type	Index

Market data

Open	1,831.20 EUR
High	1,833.55 EUR
Low	1,825.51 EUR
Close (prev. day)	1,826.99 EUR
Trading volume (m)	-
Volume (pcs)	-

Top 5

Name 	Price	+ - (%)	Trend 
TELEKOM AU...	6.48	+0.93	
UNIQA INSU...	6.86	+0.59	
DO & CO AG	1,516.50	+0.48	
VIENNA INS...	22.95	+0.44	
BAWAG GROU...	46.02	+0.39	

Intraday **1w** 1m 6m 1y 3y

Flop 5





Name 	Price	+ - (%)		Trend 
ÖSTERREICH...	27.80	-2.28		
WIENERBERG...	22.86	-1.64		
FACC AG	7.40	-1.20		
SCHOELLER...	52.00	-1.14		
VOESTALPIN...	21.80	-0.73		



Information about previous performance does not guarantee future performance.

Source: FactSet

Recent research

on market		
Date	Headline	Download
2022/08/08	 Global Equity Ratings	
2022/08/08	 Aktienempfehlungen Global	
2022/08/08	 Aktienempfehlungen Österreich	
2022/08/08	 Marktkommentar	
2022/08/05	 Equity Weekly	

Intraday 1w 1m 6m 1y 3y

Futures and Options

Related Futures -

Related Options -

Details

2022/08/09 09:53:11

Price

1,829.30 EUR

Difference



0.13% (2.31)

General attributes

ISIN AT0000A06434

Symbol -

Country Austria

Security type Index

Instruments in index 20

Market data

Open 1,831.20 EUR

High 1,833.55 EUR

Low 1,825.51 EUR

Close (prev. day) 1,826.99 EUR

Trading volume (m) -

Volume (pcs) -

Performance and Risk

	6m	1y	3y
Perf (%)	+18.95%	+4.25%	-30.65%
Perf (abs.)	+291.04	+74.48	-807.47
Beta	-	-	-
Volatility	31.92	25.81	27.33



5y

Information about previous performance does not guarantee future performance.

Source: FactSet

Price data

Ø price 5 days Ø volume 5 days (pcs.)	1,841.16 EUR (0)
Ø price 30 days Ø volume 30 days (pcs.)	1,907.72 EUR (0)
Ø price 100 days Ø volume 100 days (pcs.)	1,828.12 EUR (0)
Ø price 250 days Ø volume 250 days (pcs.)	1,725.11 EUR (0)
YTD High date	2,109.98 EUR (2022/03/07)
YTD Low date	1,487.32 EUR (2022/02/10)
52 Weeks High date	2,109.98 EUR (2022/03/07)
52 Weeks Low date	1,487.32 EUR (2022/02/10)

Composition

Name  ISIN	Price	Diff %  Diff +/-	Performance 	Date Time	Turnover Pc.  Turnover Money 
ANDRITZ AG AT0000730007	47.12	0.38% 0.18		22/08/09 09:49:53	12,101 568,501.52
AT&S AUSTRIA TECHN.&SYSTE... AT0000969985	46.15	-0.32% -0.15		22/08/09 09:52:47	10,669 494,175.15
BAWAG GROUP AG AT0000BAWAG2	46.02	0.39% 0.18		22/08/09 09:52:31	10,107 465,773.14
CA IMMOBILIEN ANLAGEN AG AT0000641352	31.30	-0.48% -0.15		22/08/09 09:49:07	2,022 63,288.60
DO & CO AG AT0000818802	82.90	0.48% 0.40		22/08/09 09:37:45	1,765 146,870.20
ERSTE GROUP BANK AG AT0000652011	24.94	0.16% 0.04		22/08/09 09:52:04	43,799 1,092,155.98
FACC AG AT00000FACC2	7.40	-1.20% -0.09		22/08/09 09:04:00	264 1,953.60
IMMOFINANZ AG AT0000A21KS2	15.00	-0.27% -0.04		22/08/09 09:46:49	9,871 148,055.72
LENZING AG AT0000644505	82.20	-0.48% -0.40		22/08/09 09:51:04	928 76,422.40
OMV AG AT0000743059	40.65	0.02% 0.01		22/08/09 09:50:24	9,803 395,509.86
RAIFFEISEN BANK INTERNATI... AT0000606306	12.95	0.15% 0.02		22/08/09 09:51:48	24,935 322,506.37
S IMMO AG AT0000652250	22.80	0.00% 0.00		22/08/09 09:05:10	1,854 42,180.80
SCHOELLER-BLECKMANN OILFI... AT0000946652	52.00	-1.14% -0.60		22/08/09 09:41:38	6,067 318,399.50
TELEKOM AUSTRIA AG AT0000720008	6.48	0.93% 0.06		22/08/09 09:47:52	3,921 25,276.17
UNIQA INSURANCE GROUP AG AT0000821103	6.86	0.59% 0.04		22/08/09 09:53:11	28,724 197,609.20
VERBUND AG AT0000746409	105.70	0.09% 0.10		22/08/09 09:48:34	2,083 219,670.10
VIENNA INSURANCE GROUP AT0000908504	22.95	0.44% 0.10		22/08/09 09:38:12	4,813 110,380.95
VOESTALPINE AG AT0000937503	21.80	-0.73% -0.16		22/08/09 09:53:05	23,045 504,246.00
WIENERBERGER AG AT0000831706	22.86	-1.64% -0.38		22/08/09 09:51:48	49,201 1,130,638.92
ÖSTERREICHISCHE POST AG AT0000APOST4	27.80	-2.28% -0.65		22/08/09 09:53:03	19,320 544,074.45