

AUSTRIA SHORT ATX (TR)

ISIN: **AT0000A06434** WKN:

-

Overview

2022/08/17 16:00:04

Price

1,822.65 EURDifference  1.69% (30.35)




General attributes

ISIN	AT0000A06434
Symbol	-
Country	Austria
Instruments in index	20
Type of index	-
Security type	Index

Market data

Open	1,791.22 EUR
High	1,823.88 EUR
Low	1,790.63 EUR
Close (prev. day)	1,792.30 EUR
Trading volume (m)	-
Volume (pcs)	-

Top 5

Name 	Price	+ - (%) 	Trend 
DO & CO AG	1,501.00	+0.86	
VERBUND AG	111.00	+0.82	
FACC AG	7.59	+0.26	

Intraday **1w** 1m 6m 1y 3y

Flop 5

Name 	Price	+ - (%) 	Trend 
ERSTE GROU...	23.44	-3.42	
VOESTALPIN...	21.42	-3.34	
OMV AG	39.86	-2.97	
LENZING AG	81.50	-2.74	
WIENERBERG...	24.24	-2.18	

Intraday **1w** 1m 6m 1y 3y

Futures and Options

Related Futures	-
Related Options	-

5y



Information about previous performance does not guarantee future performance.

Source: FactSet

Recent research

on market

Date	Headline	Download
2022/08/12	 Equity Weekly	
2022/08/12	 Week Ahead	
2022/08/12	 Wochenausblick	
2022/08/08	 Global Equity Ratings	
2022/08/08	 Aktienempfehlungen Global	

Details

2022/08/17 16:00:04

Price

1,822.65 EUR

Difference



1.69% (30.35)

General attributes

ISIN AT0000A06434

Symbol -

Country Austria

Security type Index

Instruments in index 20

Market data

Open 1,791.22 EUR

High 1,823.88 EUR

Low 1,790.63 EUR

Close (prev. day) 1,792.30 EUR

Trading volume (m) -

Volume (pcs) -

Performance and Risk

	6m	1y	3y
Perf (%)	+16.83%	+3.61%	-33.05%
Perf (abs.)	+258.18	+62.38	-884.91
Beta	-	-	-
Volatility	31.41	25.84	27.32



5y

Information about previous performance does not guarantee future performance.

Source: FactSet

Price data

Ø price 5 days Ø volume 5 days (pcs.)	1,802.24 EUR (0)
Ø price 30 days Ø volume 30 days (pcs.)	1,881.31 EUR (0)
Ø price 100 days Ø volume 100 days (pcs.)	1,830.52 EUR (0)
Ø price 250 days Ø volume 250 days (pcs.)	1,726.70 EUR (0)
YTD High date	2,109.98 EUR (2022/03/07)
YTD Low date	1,487.32 EUR (2022/02/10)
52 Weeks High date	2,109.98 EUR (2022/03/07)
52 Weeks Low date	1,487.32 EUR (2022/02/10)

Composition

Name  ISIN	Price	Diff %  Diff +/-	Performance 	Date Time	Turnover Pc.  Turnover Money 
ANDRITZ AG AT0000730007	49.52	-1.45% -0.73		22/08/17 16:00:03	51,395 2,567,561.83
AT&S AUSTRIA TECHN.&SYSTE... AT0000969985	46.55	-1.17% -0.55		22/08/17 15:56:42	54,088 2,511,961.35
BAWAG GROUP AG AT0000BAWAG2	45.92	-0.91% -0.42		22/08/17 15:54:15	58,121 2,694,176.92
CA IMMOBILIEN ANLAGEN AG AT0000641352	31.85	-0.47% -0.15		22/08/17 15:56:43	16,913 540,405.95
DO & CO AG AT0000818802	82.10	0.86% 0.70		22/08/17 15:46:35	5,884 481,449.70
ERSTE GROUP BANK AG AT0000652011	23.44	-3.34% -0.81		22/08/17 15:59:47	874,235 20,770,545.12
FACC AG AT00000FACC2	7.59	0.26% 0.02		22/08/17 15:17:43	14,942 113,222.47
IMMOFINANZ AG AT0000A21KS2	15.35	-0.97% -0.15		22/08/17 15:51:02	38,208 588,584.87
LENZING AG AT0000644505	81.50	-2.74% -2.30		22/08/17 15:58:04	10,957 902,999.90
OMV AG AT0000743059	39.86	-3.02% -1.24		22/08/17 16:00:02	98,194 3,991,521.04
RAIFFEISEN BANK INTERNATI... AT0000606306	13.13	-2.09% -0.28		22/08/17 15:57:08	433,392 5,847,029.32
S IMMO AG AT0000652250	22.70	-0.66% -0.15		22/08/17 13:26:50	16,767 380,880.05
SCHOELLER-BLECKMANN OILFI... AT0000946652	50.20	-1.95% -1.00		22/08/17 15:46:30	23,596 1,189,356.15
TELEKOM AUSTRIA AG AT0000720008	6.38	-0.78% -0.05		22/08/17 15:58:21	35,437 229,162.70
UNIQA INSURANCE GROUP AG AT0000821103	7.06	-0.84% -0.06		22/08/17 15:50:07	45,245 320,661.31
VERBUND AG AT0000746409	111.00	0.82% 0.90		22/08/17 15:50:50	39,132 4,320,810.50
VIENNA INSURANCE GROUP AT0000908504	23.30	-0.85% -0.20		22/08/17 15:30:00	10,287 240,841.55
VOESTALPINE AG AT0000937503	21.42	-3.34% -0.74		22/08/17 15:58:13	209,047 4,557,737.14
WIENERBERGER AG AT0000831706	24.24	-2.18% -0.54		22/08/17 15:57:08	135,563 3,326,086.26
ÖSTERREICHISCHE POST AG AT0000APOST4	28.95	-0.17% -0.05		22/08/17 15:49:08	92,472 2,704,271.60