

EXOR NV

ISIN: NL0012059018

WKN: -

Overview

2024/07/16 19:35:05

Price
97.55 EURDifference  -0.05% (-0.05)

General attributes

ISIN	NL0012059018
Symbol	EXO
Exchange	Tradegate
Currency	EUR
Sector	Financial
Security type	Stock
Market cap (m)	19,728 EUR
Benchmark	AMSTERDAM EXCHANGES INDEX

Market data

Bid (Bid size)	97.30 EUR (60)
Ask (Ask size)	97.65 EUR (60)
Open	97.10 EUR
High	97.55 EUR
Low	97.10 EUR
Close (prev. day)	97.60 EUR
VWAP	97.36286 EUR
Volume (pcs)	210
Trading volume	20,446.20
Number of trades	8
Last size	5

Futures and Options





Related Futures	24
Related Options	-



5y

Information about previous performance does not guarantee future performance.
Source: FactSet

Recent research

on sector		on market	
Date		Headline	Download
2024/07/15		Aktienempfehlungen Global	
2024/07/12		Global Equity Ratings	
2024/07/09		Aktienempfehlungen Österreich	
2024/06/28		Equity Weekly	
2024/06/24		Aktienempfehlungen Österreich	

Details

2024/07/16 19:35:05

Price

97.55 EUR

Difference ▼ -0.05% (-0.05)

General attributes

ISIN	NL0012059018
Symbol	EXO
Exchange	Tradegate
Currency	EUR
Sector	Financial
Security type	Stock
Market cap (m)	19,728 EUR
Benchmark	AMSTERDAM EXCHANGES INDEX

Market data

Bid (Bid size)	97.30 EUR (60)
Ask (Ask size)	97.65 EUR (60)
Open	97.10 EUR
High	97.55 EUR
Low	97.10 EUR
Close (prev. day)	97.60 EUR
VWAP	97.36286 EUR
Volume (pcs)	210
Trading volume	20,446.20
Number of trades	8
Last size	5

Performance and Risk

	6m	1y	3y
Perf (%)	+8.61%	+18.73%	+47.39%
Perf (abs.)	+7.74	+15.40	+31.38
Beta	0.48	0.69	0.59
Volatility	16.25	15.54	24.79

5y



Information about previous performance does not guarantee future performance.
Source: FactSet

Price data

Ø price 5 days Ø volume 5 days (pcs.)	97.55 EUR (295)
Ø price 30 days Ø volume 30 days (pcs.)	98.46 EUR (501)
Ø price 100 days Ø volume 100 days (pcs.)	101.05 EUR (557)
Ø price 250 days Ø volume 250 days (pcs.)	92.32 EUR (384)
YTD High date	106.10 EUR (2024/05/28)
YTD Low date	85.92 EUR (2024/01/25)
52 Weeks High date	106.10 EUR (2024/05/28)
52 Weeks Low date	79.30 EUR (2023/08/18)

All listings for EXOR NV

Exchange	Date	Time	Price	Trading volume (mio.)	Number of trades
Xetra	2024/07/16	17:35	97.40 EUR	0.00	2
Vienna Stock Exchange	2024/07/16	15:30	97.30 EUR	0.00	4
Tradegate	2024/07/16	19:35	97.55 EUR	0.02	8
Stuttgart	2024/07/16	15:33	97.10 EUR	0.00	6
Munich	2024/07/16	08:08	97.55 EUR	0.00	1

	07/16					
London Stock Exchange European Trade Reporting	2024/ 07/16	17:30	97.15 EUR	0.00		1
Frankfurt	2024/ 07/16	08:02	97.25 EUR	0.00		1
FINRA other OTC Issues	2024/ 07/16	19:41	107.56 USD	0.11		8
Euronext Milan MTF Trading After Hours	-	-	-	0.00		-
Euronext Amsterdam	2024/ 07/16	17:35	97.20 EUR	7.82		1,041
Duesseldorf	2024/ 07/16	08:10	97.00 EUR	0.00		1
Berlin	2024/ 07/16	20:40	97.40 EUR	0.00		16

Company profile

Company Logo



Contact Details

EXOR NV

--

Gustav Mahlerplein 25 - 1082 MS
Amsterdam

Telefon: +31-20-240-22-20

Fax: +

E-mail: ir@exor.com

Company Profile

-

Members of Management Board

John Elkann Chairman of Managing Board

Benoit Ribadeau-Dumas Member of Executive Committee

Enrico Vellano Member of Executive Committee

Guido De Boer Member of Executive Committee

Noam Ohana Member of Executive Committee

Suzanne Heywood Member of Executive Committee

Board of directors

Nitin Nohria Chairman of Supervisory Board

Sandra Dembeck Member of Supervisory Board

Alessandro Nasi Member of Supervisory Board

Axel Dumas Member of Supervisory Board

Ginevra Elkann Member of Supervisory Board

Laurence Debroux Member of Supervisory Board

Marc Bolland Member of Supervisory Board

Melissa Bethell Member of Supervisory Board

Tiberto Ruy Brandolini d'Adda Member of Supervisory Board