

## EQUIFAX INC.

ISIN: **US2944291051**WKN: **294429105**

## Overview

2024/07/26 15:44:03

## Price

246.00 EUR

Difference  0.00% (0.00)

## General attributes

ISIN	US2944291051
Symbol	EFX
Exchange	Stuttgart
Currency	EUR
Sector	Other
Security type	Stock
Market cap (m)	30,987 EUR
Benchmark	S&P 500

## Market data

Bid (Bid size)	- (0)
Ask (Ask size)	- (0)
Open	246.00 EUR
High	250.00 EUR
Low	246.00 EUR
Close (prev. day)	246.00 EUR
VWAP	-
Volume (pcs)	0
Trading volume	0.00
Number of trades	5
Last size	0

## Futures and Options











Related Futures	-
Related Options	-

5y



Information about previous performance does not guarantee future performance.  
Source: FactSet

## Recent research

on sector		on market	
Date		Headline	Download
2024/07/26		Equity Weekly	
2024/07/24		Global Equity Ratings	
2024/07/24		Aktienempfehlungen Global	
2024/07/15		Aktienempfehlungen Global	
2024/07/12		Global Equity Ratings	

## Details

2024/07/26 15:44:03

## Price

246.00 EUR

Difference ↔ 0.00% (0.00)

## General attributes

ISIN	US2944291051
Symbol	EFX
Exchange	Stuttgart
Currency	EUR
Sector	Other
Security type	Stock
Market cap (m)	30,987 EUR
Benchmark	S&P 500

## Market data

Bid (Bid size)	- (0)
Ask (Ask size)	- (0)
Open	246.00 EUR
High	250.00 EUR
Low	246.00 EUR
Close (prev. day)	246.00 EUR
VWAP	-
Volume (pcs)	0
Trading volume	0.00
Number of trades	5
Last size	0

## Performance and Risk

	6m	1y	3y
Perf (%)	+8.37%	+33.26%	+14.95%
Perf (abs.)	+19.00	+61.40	+32.00
Beta	1.38	1.37	1.24
Volatility	31.86	31.42	32.85

5y



Information about previous performance does not guarantee future performance.  
Source: FactSet

## Price data

Ø price 5 days   Ø volume 5 days (pcs.)	243.60 EUR (0)
Ø price 30 days   Ø volume 30 days (pcs.)	228.87 EUR (0)
Ø price 100 days   Ø volume 100 days (pcs.)	226.20 EUR (1)
Ø price 250 days   Ø volume 250 days (pcs.)	209.57 EUR (1)
YTD High   date	252.80 EUR (2024/03/01)
YTD Low   date	200.00 EUR (2024/04/18)
52 Weeks High   date	252.80 EUR (2024/03/01)
52 Weeks Low   date	150.90 EUR (2023/10/30)

## Arbitrage views

Exchange <span>↕</span>	Date	Time	Price	Trading volume (mio.)	Number of trades
Vienna Stock Exchange	2024/07/26	17:32	248.00 EUR	0.00	5
Tradegate	2024/07/26	22:26	252.00 EUR	0.01	2
Stuttgart	2024/07/26	15:44	246.00 EUR	0.00	5
NYSE	2024/07/26	22:00	271.74 USD	166.52	14,175
Munich	2024/07/26	08:02	246.00 EUR	0.00	2

	26						
London Stock Exchange	2024/03/18	15:02	254.03	USD	0.14		3
Frankfurt	2024/07/26	08:03	246.00	EUR	0.00		2
Duesseldorf	2024/07/26	19:31	246.00	EUR	0.00		7
Berlin	2024/07/26	08:02	246.00	EUR	0.00		3

## Company profile

### Company Logo



### Contact Details

EQUIFAX INC.

--

1550 Peachtree Street, Northwest -  
30309-2468 Atlanta

Telefon: +1-404-885-8000

Fax: +

E-mail: -

### Company Profile

-

#### Members of Management Board

Mark Feidler Chairman of Board of Directors

Audrey Tillman Member of Board of Directors

Barbara Larson Member of Board of Directors

G. Hough Member of Board of Directors

John McKinley Member of Board of Directors

Karen Fichuk Member of Board of Directors

Melissa Smith Member of Board of Directors

Robert Marcus Member of Board of Directors

Scott McGregor Member of Board of Directors

Mark W. Begor Chairman of Managing Board

Bryson Koehler Member of Executive Committee

Carla Chaney Member of Executive Committee

Cecilia Mao Member of Executive Committee

Jamil Farshchi Member of Executive Committee

John J. Kelley III Member of Executive Committee

John W. Gamble Jr. Member of Executive Committee

Julia Houston Member of Executive Committee

Rodolfo O. Ploder Member of Executive Committee