

NTR HOLDING B A/S

ISIN: DK0010027671

WKN: -

Overview

2022/08/19 11:38:49

Price
5.15 DKKDifference  -1.90% (-0.10)

General attributes

ISIN	DK0010027671
Symbol	NTR B
Exchange	Nasdaq Copenhagen
Currency	DKK
Sector	Technology
Security type	Stock
Market cap (m)	2 EUR
Benchmark	OMX COPENHAGEN 20

Market data

Bid (Bid size)	4.80 DKK (7,625)
Ask (Ask size)	5.20 DKK (1,200)
Open	5.15 DKK
High	5.15 DKK
Low	5.05 DKK
Close (prev. day)	5.25 DKK
VWAP	5.13419 DKK
Volume (pcs)	1,265
Trading volume	6,494.75
Number of trades	6
Last size	5

Futures and Options











Related Futures	-
Related Options	-

5y



Information about previous performance does not guarantee future performance.
Source: FactSet

Recent research

on sector			
Date		Headline	Download
2022/08/19		Equity Weekly	
2022/08/18		Global Equity Ratings	
2022/08/18		Aktienempfehlungen Global	
2022/08/08		Global Equity Ratings	
2022/08/08		Aktienempfehlungen Global	

Details

2022/08/19 11:38:49

Price

5.15 DKK

Difference  -1.90% (-0.10)

General attributes

ISIN	DK0010027671
Symbol	NTR B
Exchange	Nasdaq Copenhagen
Currency	DKK
Sector	Technology
Security type	Stock
Market cap (m)	2 EUR
Benchmark	OMX COPENHAGEN 20

Market data

Bid (Bid size)	4.80 DKK (7,625)
Ask (Ask size)	5.20 DKK (1,200)
Open	5.15 DKK
High	5.15 DKK
Low	5.05 DKK
Close (prev. day)	5.25 DKK
VWAP	5.13419 DKK
Volume (pcs)	1,265
Trading volume	6,494.75
Number of trades	6
Last size	5

Performance and Risk

	6m	1y	3y
Perf (%)	-89.36%	-90.00%	-85.20%
Perf (abs.)	-43.25	-46.35	-29.65
Beta	-1.24	-0.74	-0.23
Volatility	285.73	208.90	136.94

5y



Information about previous performance does not guarantee future performance.

Source: FactSet

Price data

Ø price 5 days Ø volume 5 days (pcs.)	5.00 DKK (9,471)
Ø price 30 days Ø volume 30 days (pcs.)	4.46 DKK (4,933)
Ø price 100 days Ø volume 100 days (pcs.)	21.05 DKK (9,211)
Ø price 250 days Ø volume 250 days (pcs.)	39.47 DKK (4,786)
YTD High date	56.00 DKK (2022/04/27)
YTD Low date	3.00 DKK (2022/06/24)
52 Weeks High date	60.50 DKK (2021/11/16)
52 Weeks Low date	3.00 DKK (2022/06/24)

Arbitrage views

Exchange 	Date	Time	Price	Trading volume (mio.)	Number of trades
Nasdaq Copenhagen	2022/08/19	11:38	5.15 DKK	0.01	6
London Stock Exchange	2018/05/16	18:05	35.00 DKK	0.00	1

Company profile

Company Logo

<https://>

Company Profile

-

Contact Details

NTR

--

Telefon: -

Fax: -

E-mail: -