

BROEDRENE A&O JOHANSEN PRÆF A/S

ISIN: **DK0061686714** WKN: -

Overview

2024/07/12 17:20:00

Price
77.70 DKKDifference  -1.15% (-0.90)

General attributes

ISIN	DK0061686714
Symbol	AOJ P
Exchange	Nasdaq Copenhagen
Currency	DKK
Sector	Other
Security type	Stock
Market cap (m)	233 EUR
Benchmark	OMX COPENHAGEN 20

Market data

Bid (Bid size)	78.00 DKK (31)
Ask (Ask size)	78.10 DKK (13)
Open	78.70 DKK
High	78.70 DKK
Low	77.00 DKK
Close (prev. day)	78.60 DKK
VWAP	78.0996 DKK
Volume (pcs)	13,602
Trading volume	1,062,327.75
Number of trades	145
Last size	-

Futures and Options




Related Futures	-
Related Options	-

5y



Information about previous performance does not guarantee future performance.
Source: FactSet

Recent research

on sector			
Date		Headline	Download
2024/07/12		Global Equity Ratings	
2024/07/12		Aktienempfehlungen Global	
2024/07/09		Aktienempfehlungen Österreich	
2024/07/05		Equity Weekly	
2024/06/24		Aktienempfehlungen Österreich	

Details

2024/07/12 17:20:00

Price
77.70 DKKDifference ▼ -1.15% (-0.90)

General attributes

ISIN	DK0061686714
Symbol	AOJ P
Exchange	Nasdaq Copenhagen
Currency	DKK
Sector	Other
Security type	Stock
Market cap (m)	233 EUR
Benchmark	OMX COPENHAGEN 20

Market data

Bid (Bid size)	78.00 DKK (31)
Ask (Ask size)	78.10 DKK (13)
Open	78.70 DKK
High	78.70 DKK
Low	77.00 DKK
Close (prev. day)	78.60 DKK
VWAP	78.0996 DKK
Volume (pcs)	13,602
Trading volume	1,062,327.75
Number of trades	145
Last size	-

Performance and Risk

	6m	1y	3y
Perf (%)	-7.17%	+1.44%	-92.15%
Perf (abs.)	-6.00	+1.10	-912.30
Beta	0.02	0.04	0.19
Volatility	29.24	31.30	139.69

5y



Information about previous performance does not guarantee future performance.
Source: FactSet

Price data

Ø price 5 days Ø volume 5 days (pcs.)	76.80 DKK (19,717)
Ø price 30 days Ø volume 30 days (pcs.)	75.89 DKK (25,607)
Ø price 100 days Ø volume 100 days (pcs.)	73.75 DKK (34,816)
Ø price 250 days Ø volume 250 days (pcs.)	72.34 DKK (35,614)
YTD High date	83.80 DKK (2024/01/15)
YTD Low date	65.10 DKK (2024/02/22)
52 Weeks High date	83.80 DKK (2024/01/15)
52 Weeks Low date	57.10 DKK (2023/10/26)

All listings for BROEDRENE A&O JOHANSEN PRÆF A/S

Exchange	Date	Time	Price	Trading volume (mio.)	Number of trades
Stuttgart	2024/07/12	14:07	10.22 EUR	0.00	9
Nasdaq Copenhagen	2024/07/12	17:20	77.70 DKK	1.06	145
Munich	2024/07/12	08:03	10.40 EUR	0.00	1
Frankfurt	2024/07/12	15:29	10.16 EUR	0.00	5
FINRA other OTC	-	-	-	0.00	-

Issues

Duesseldorf	2024/07/ 12	19:31	10.18 EUR	0.00	7
-------------	----------------	-------	-----------	------	---

Company profile

Company Logo

Contact Details

BROEDRENE A&O JOHANSEN

--

Telefon: -

Fax: -

E-mail: -

Company Profile

-