

## TELESTE OYJ

ISIN: FI0009007728

WKN: TLT1V

## Overview

2024/10/18 08:11:08

Price  
2.15 EURDifference  0.00% (0.00)

## General attributes

ISIN	FI0009007728
Symbol	TLT1V
Exchange	Frankfurt
Currency	EUR
Sector	Telecommunications
Security type	Stock
Market cap (m)	43 EUR
Benchmark	OMX HELSINKI 25

## Market data

Bid (Bid size)	-
Ask (Ask size)	-
Open	2.15 EUR
High	2.15 EUR
Low	2.15 EUR
Close (prev. day)	2.15 EUR
VWAP	2.71 EUR
Volume (pcs)	0
Trading volume	0.00
Number of trades	1
Last size	0

## Futures and Options









Related Futures	-
Related Options	-

5y



Information about previous performance does not guarantee future performance.  
Source: FactSet

## Recent research

on sector		on market	
Date		Headline	Download
2024/10/18		Equity Weekly	
2024/10/14		Aktienempfehlungen Österreich	
2024/10/04		Equity Weekly	
2024/09/27		Global Equity Ratings	
2024/09/27		Aktienempfehlungen Global	

## Details

2024/10/18 08:11:08

## Price

2.15 EUR

Difference ↔ 0.00% (0.00)

## General attributes

ISIN	F10009007728
Symbol	TLT1V
Exchange	Frankfurt
Currency	EUR
Sector	Telecommunications
Security type	Stock
Market cap (m)	43 EUR
Benchmark	OMX HELSINKI 25

## Market data

Bid (Bid size)	-
Ask (Ask size)	-
Open	2.15 EUR
High	2.15 EUR
Low	2.15 EUR
Close (prev. day)	2.15 EUR
VWAP	2.71 EUR
Volume (pcs)	0
Trading volume	0.00
Number of trades	1
Last size	0

## Performance and Risk

	6m	1y	3y
Perf (%)	-20.96%	-29.28%	-58.49%
Perf (abs.)	-0.57	-0.89	-3.03
Beta	0.48	0.32	0.47
Volatility	27.25	31.00	34.62

5y



Information about previous performance does not guarantee future performance.  
Source: FactSet

## Price data

Ø price 5 days   Ø volume 5 days (pcs.)	2.19 EUR (0)
Ø price 30 days   Ø volume 30 days (pcs.)	2.19 EUR (0)
Ø price 100 days   Ø volume 100 days (pcs.)	2.47 EUR (0)
Ø price 250 days   Ø volume 250 days (pcs.)	2.64 EUR (11)
YTD High   date	3.14 EUR (2024/05/20)
YTD Low   date	2.10 EUR (2024/09/30)
52 Weeks High   date	3.14 EUR (2024/05/20)
52 Weeks Low   date	2.10 EUR (2024/09/30)

## Arbitrage views

Exchange <span>⊕</span>	Date	Time	Price	Trading volume (mio.)	Number of trades
Stuttgart	2024/10/18	13:25	2.17 EUR	0.00	8
Nasdaq Helsinki	2024/10/18	18:00	2.25 EUR	0.02	34
London Stock Exchange	2019/03/29	17:25	5.98 EUR	0.00	2
Frankfurt	2024/10/18	08:11	2.15 EUR	0.00	1
Duesseldorf	2024/10/18	08:12	2.14 EUR	0.00	1

	18						
Berlin	2024/10/18	08:06	2.16	EUR	0.00		2

## Company profile

### Company Logo



### Company Profile

-

### Contact Details

TELESTE

--

Telestenkatu 1 20101 Turku

Telefon: +358 2 260 5611

Fax: -

E-mail: -