

WESTPAC BANKING CORPORATION

ISIN: AU000000WBC1 WKN: WBC

Overview

2024/09/17 21:46:04

Price
19.87 EURDifference  -0.44% (-0.09)

General attributes

ISIN	AU000000WBC1
Symbol	WBC
Exchange	Berlin
Currency	EUR
Sector	Financial
Security type	Stock
Market cap (m)	69,093 EUR
Benchmark	ASX ALL ORDINARIES INDEX

Market data

Bid (Bid size)	19.502 EUR (1,800)
Ask (Ask size)	20.24 EUR (1,650)
Open	20.05 EUR
High	20.105 EUR
Low	19.87 EUR
Close (prev. day)	19.958 EUR
VWAP	-
Volume (pcs)	0
Trading volume	0.00
Number of trades	11
Last size	0

Futures and Options










Related Futures	-
Related Options	2,384

5y



Information about previous performance does not guarantee future performance.
Source: FactSet

Recent research

on sector			
Date		Headline	Download
2024/09/11		Global Equity Ratings	
2024/09/11		Aktienempfehlungen Global	
2024/09/09		Aktienempfehlungen Österreich	
2024/09/06		Equity Weekly	
2024/09/05		Global Equity Ratings	

Details

2024/09/17 21:46:04

Price

19.87 EUR

Difference ▼ -0.44% (-0.09)

General attributes

ISIN	AU000000WBC1
Symbol	WBC
Exchange	Berlin
Currency	EUR
Sector	Financial
Security type	Stock
Market cap (m)	69,093 EUR
Benchmark	ASX ALL ORDINARIES INDEX

Market data

Bid (Bid size)	19.502 EUR (1,800)
Ask (Ask size)	20.24 EUR (1,650)
Open	20.05 EUR
High	20.105 EUR
Low	19.87 EUR
Close (prev. day)	19.958 EUR
VWAP	-
Volume (pcs)	0
Trading volume	0.00
Number of trades	11
Last size	0

Performance and Risk

	6m	1y	3y
Perf (%)	+26.80%	+53.20%	+24.58%
Perf (abs.)	+4.20	+6.90	+3.92
Beta	-	-	-
Volatility	20.08	21.07	24.02

5y



Information about previous performance does not guarantee future performance.
Source: FactSet

Price data

Ø price 5 days Ø volume 5 days (pcs.)	19.64 EUR (0)
Ø price 30 days Ø volume 30 days (pcs.)	18.47 EUR (0)
Ø price 100 days Ø volume 100 days (pcs.)	17.22 EUR (0)
Ø price 250 days Ø volume 250 days (pcs.)	15.38 EUR (0)
YTD High date	20.11 EUR (2024/09/17)
YTD Low date	13.58 EUR (2024/01/17)
52 Weeks High date	20.11 EUR (2024/09/17)
52 Weeks Low date	12.18 EUR (2023/10/20)

Arbitrage views

Exchange ⊕	Date	Time	Price	Trading volume (mio.)	Number of trades
Tradegate	2024/09/17	22:26	19.87 EUR	0.01	2
Stuttgart	2024/09/17	11:00	19.948 EUR	0.00	4
Munich	2024/09/17	17:25	19.68 EUR	0.00	3
Hamburg	2024/09/17	17:25	19.66 EUR	0.00	4
Frankfurt	2024/	15:29	19.66 EUR	0.00	5

	09/17					
FINRA other OTC Issues	2024/09/17	20:38	22.05 USD	0.03		3
Duesseldorf	2024/09/17	19:30	19.682 EUR	0.00		7
Berlin	2024/09/17	21:46	19.87 EUR	0.00		11
Australian Securities Exchange	2024/09/17	08:10	33.03 AUD	190.26		16,136

Company profile

Company Logo



Contact Details

WESTPAC BANKING CORP.

--

Level 20, Westpac Place, Kent Street 275
2000 Sydney, NSW

Telefon: +61 2 8253 3143

Fax: +61 2 8253 1207

E-mail: andrewbowden@westpac.com.au

Company Profile

-

Members of Management Board

Peter King Chairman of Managing Board

Anthony Miller Member of Executive Committee

Carolyn McCann Member of Executive Committee

Chris de Bruin Member of Executive Committee

Christine Parker Member of Executive Committee

David Stephen Member of Executive Committee

Jason Yetton Member of Executive Committee

Les Vance Member of Executive Committee

Michael Rowland Member of Executive Committee

Rebecca Lim Member of Executive Committee

Scott Collary Member of Executive Committee

Board of directors

Steven Gregg Chairman of Supervisory Board

Nora Scheinkestel Member of Supervisory Board

Audette Exel Member of Supervisory Board

Margaret Seale Member of Supervisory Board

Michael Ullmer Member of Supervisory Board

Nerida Caesar Member of Supervisory Board

Peter Nash Member of Supervisory Board

Tim Burroughs Member of Supervisory Board