

SONOVA HOLDING AG

ISIN: CH0012549785 WKN: 1254978

Overview

2024/07/11 21:39:17

Price

307.495 USD

Difference  3.82% (11.33)

General attributes

ISIN	CH0012549785
Symbol	SOON
Exchange	FINRA other OTC Issues
Currency	USD
Sector	Chemical / Pharmaceutical / Health
Security type	Stock
Market cap (m)	16,557 EUR
Benchmark	SWISS MARKET INDEX

Market data

Bid (Bid size)	-
Ask (Ask size)	-
Open	307.665 USD
High	307.665 USD
Low	307.495 USD
Close (prev. day)	296.17 USD
VWAP	307.508878 USD
Volume (pcs)	49
Trading volume	15,067.94
Number of trades	2
Last size	45

Futures and Options




Related Futures	15
Related Options	-

5y



Information about previous performance does not guarantee future performance.
Source: FactSet

Recent research

on sector		on market	
Date		Headline	Download
2024/07/15		Aktienempfehlungen Global	
2024/07/12		Global Equity Ratings	
2024/07/09		Aktienempfehlungen Österreich	
2024/06/24		Aktienempfehlungen Österreich	
2024/06/21		Global Equity Ratings	

Details

2024/07/11 21:39:17

Price

307.495 USD

Difference ▲ 3.82% (11.33)

General attributes

ISIN	CH0012549785
Symbol	SOON
Exchange	FINRA other OTC Issues
Currency	USD
Sector	Chemical / Pharmaceutical / Health
Security type	Stock
Market cap (m)	16,557 EUR
Benchmark	SWISS MARKET INDEX

Market data

Bid (Bid size)	-
Ask (Ask size)	-
Open	307.665 USD
High	307.665 USD
Low	307.495 USD
Close (prev. day)	296.17 USD
VWAP	307.508878 USD
Volume (pcs)	49
Trading volume	15,067.94
Number of trades	2
Last size	45

Performance and Risk

	6m	1y	3y
Perf (%)	-	+19.93%	-14.77%
Perf (abs.)	-	+51.10	-53.30
Beta	0.94	1.05	1.31
Volatility	42.93	45.82	45.13

5y



Information about previous performance does not guarantee future performance.
Source: FactSet

Price data

Ø price 5 days Ø volume 5 days (pcs.)	301.555 USD (14)
Ø price 30 days Ø volume 30 days (pcs.)	307.732 USD (138)
Ø price 100 days Ø volume 100 days (pcs.)	302.724 USD (136)
Ø price 250 days Ø volume 250 days (pcs.)	288.027 USD (104)
YTD High date	334.500 USD (2024/01/12)
YTD Low date	265.650 USD (2024/05/01)
52 Weeks High date	334.500 USD (2024/01/12)
52 Weeks Low date	230.160 USD (2023/10/25)

All listings for SONOVA HOLDING AG

Exchange	Date	Time	Price	Trading volume (mio.)	Number of trades
SIX Swiss Exchange	2024/07/17	16:22	268.20 CHF	36.98	4,329
London Stock Exchange European Trade Reporting	2024/07/17	11:03	267.1389 CHF	0.09	3
Hanover	2019/06/28	08:00	196.05 EUR	0.00	2
Frankfurt	2019/06/28	10:14	199.15 EUR	0.02	2

FINRA other OTC Issues	2024/ 07/11	21:39	307.495 USD	0.02	2
Duesseldorf	2019/ 06/28	08:11	197.05 EUR	0.00	2
Berlin	2019/ 06/28	15:59	198.40 EUR	0.00	4

Company profile

Company Logo



Contact Details

SONOVA HOLDING AG

--

Laubisrütistrasse 28 - 8712 Stäfa

Telefon: +41-58-928-33-33

Fax: +

E-mail: info@sonova.com

Company Profile

-

Members of Management Board

Arnd Kaldowski	Chairman of Managing Board
Birgit Conix	Member of Executive Committee
Katya Kruglova	Member of Executive Committee
Lilika Beck	Member of Executive Committee
Ludger Althoff	Member of Executive Committee
Oliver Lux	Member of Executive Committee
Robert Woolley	Member of Executive Committee
Victoria E. Carr-Brendel	Member of Executive Committee

Board of directors

Lukas Braunschweiler	Member of the administrative board
Adrian Widmer	Member of the administrative board
Gilbert Achermann	Member of the administrative board
Grégory Behar	Member of the administrative board
Julie Tay	Member of the administrative board
Lynn Bleil	Member of the administrative board
Roland Diggelmann	Member of the administrative board
Stacy Seng	Member of the administrative board
Wolbrand Teunis C. van der Vis	Member of the administrative board
Robert Spoerry	Chairman of the administrative board