

## KESKO OYJ CLASS B

ISIN: **FI0009000202** WKN: **KESKOB**

## Overview

2024/05/06 17:29:51

## Price

16.13 EUR

Difference  0.00% (0.00)

## General attributes

ISIN	FI0009000202
Symbol	KESKOB
Exchange	Nasdaq Helsinki
Currency	EUR
Sector	Commerce
Security type	Stock
Market cap (m)	4,372 EUR
Benchmark	OMX HELSINKI 25

## Market data

Bid (Bid size)	16.08 EUR (1,143)
Ask (Ask size)	16.095 EUR (481)
Open	16.13 EUR
High	16.215 EUR
Low	16.055 EUR
Close (prev. day)	16.13 EUR
VWAP	16.121595 EUR
Volume (pcs)	482,301
Trading volume	7,762,666.50
Number of trades	1,604
Last size	366

## Futures and Options











Related Futures	35
Related Options	-

5y



Information about previous performance does not guarantee future performance.  
Source: FactSet

## Recent research

on sector		on market	
Date		Headline	Download
2024/04/26		Global Equity Ratings	
2024/04/26		Aktienempfehlungen Global	
2024/04/03		Global Equity Ratings	
2024/04/03		Aktienempfehlungen Global	
2024/03/13		Global Equity Ratings	

## Details

2024/05/06 17:29:51

## Price

16.13 EUR

Difference ➔ 0.00% (0.00)

## General attributes

ISIN	FI0009000202
Symbol	KESKOB
Exchange	Nasdaq Helsinki
Currency	EUR
Sector	Commerce
Security type	Stock
Market cap (m)	4,372 EUR
Benchmark	OMX HELSINKI 25

## Market data

Bid (Bid size)	16.08 EUR (1,143)
Ask (Ask size)	16.095 EUR (481)
Open	16.13 EUR
High	16.215 EUR
Low	16.055 EUR
Close (prev. day)	16.13 EUR
VWAP	16.121595 EUR
Volume (pcs)	482,301
Trading volume	7,762,666.50
Number of trades	1,604
Last size	366

## Performance and Risk

	6m	1y	3y
Perf (%)	-2.42%	-15.24%	-37.46%
Perf (abs.)	-0.40	-2.90	-9.66
Beta	0.97	0.85	0.76
Volatility	23.03	21.56	26.64

5y



Information about previous performance does not guarantee future performance.  
Source: FactSet

## Price data

Ø price 5 days   Ø volume 5 days (pcs.)	16.08 EUR (466,535)
Ø price 30 days   Ø volume 30 days (pcs.)	16.74 EUR (645,241)
Ø price 100 days   Ø volume 100 days (pcs.)	17.34 EUR (609,581)
Ø price 250 days   Ø volume 250 days (pcs.)	17.35 EUR (564,731)
YTD High   date	19.13 EUR (2024/01/30)
YTD Low   date	15.63 EUR (2024/04/25)
52 Weeks High   date	19.32 EUR (2023/06/14)
52 Weeks Low   date	15.02 EUR (2023/10/25)

## All listings for KESKO OYJ CLASS B

Exchange <span style="color: green;">➔</span>	Date	Time	Price	Trading volume (mio.)	Number of trades
Tradegate	2024/05/06	16:29	16.11 EUR	0.00	1
Stuttgart	2024/05/06	16:25	16.105 EUR	0.00	7
Nasdaq Helsinki	2024/05/06	17:29	16.13 EUR	7.76	1,604
Munich	2024/05/06	08:02	16.145 EUR	0.00	1

London Stock Exchange European Trade Reporting	2024/ 05/03	17:25	16.1375 EUR	0.00	1
Hanover	2024/ 05/06	08:02	16.135 EUR	0.00	1
Frankfurt	2024/ 05/06	08:05	16.155 EUR	0.00	1
FINRA other OTC Issues	2024/ 03/21	18:59	18.915 USD	0.01	1
Duesseldorf	2024/ 05/06	08:10	16.065 EUR	0.00	1
Berlin	2024/ 05/06	08:02	16.135 EUR	0.00	1

## Company profile

### Company Logo



### Contact Details

KESKO OYJ

--

Työpajankatu 12 - 00580 Helsinki

Telefon: +358-10-5311

Fax: +358-9-174-398

E-mail: -

### Company Profile

-

#### Members of Management Board

Jorma Rauhala Chairman of Managing Board

Ari Akseli Member of Executive Committee

Jukka Erlund Member of Executive Committee

Karoliina Partanen Member of Executive Committee

Matti Mettälä Member of Executive Committee

Riikka Joukio Member of Executive Committee

#### Board of directors

Esa Mikael Kiiskinen Chairman of Supervisory Board

Piia Karhu Member of Supervisory Board

Timo Olavi Ritakallio Member of Supervisory Board

Jannica Charlotta E. Fagerholm Member of Supervisory Board

Jussi Perälä Member of Supervisory Board

Pauli Jaakola Member of Supervisory Board

Peter Thor Fagernäs Member of Supervisory Board