

## H. LUNDBECK A/S SER. A

ISIN: **DK0061804697** WKN: -

## Overview

2024/04/30 16:59:53

Price

29.45 DKK

Difference  2.61% (0.75)

## General attributes

ISIN DK0061804697

Symbol HLUN A

Exchange Nasdaq Copenhagen

Currency DKK

Sector Chemical / Pharmaceutical / Health

Security type Stock

Market cap (m) 786 EUR

Benchmark OMX COPENHAGEN 20

## Market data

Bid (Bid size) 29.35 DKK (2,097)

Ask (Ask size) 29.40 DKK (524)

Open 28.70 DKK

High 29.45 DKK

Low 28.70 DKK

Close (prev. day) 28.70 DKK

VWAP 29.065234 DKK

Volume (pcs) 177,883

Trading volume 5,170,128.30

Number of trades 1,997

Last size 248

## Futures and Options

Related Futures 0

Related Options -





5y



Information about previous performance does not guarantee future performance.

Source: FactSet

## Recent research

on sector			
Date		Headline	Download
2024/04/29		Aktienempfehlungen Österreich	
2024/04/26		Global Equity Ratings	
2024/04/26		Aktienempfehlungen Global	
2024/04/15		Aktienempfehlungen Österreich	
2024/04/03		Global Equity Ratings	

## Details

2024/04/30 16:59:53

## Price

29.45 DKK

Difference ▲ 2.61% (0.75)

## General attributes

ISIN	DK0061804697
Symbol	HLUN A
Exchange	Nasdaq Copenhagen
Currency	DKK
Sector	Chemical / Pharmaceutical / Health
Security type	Stock
Market cap (m)	786 EUR
Benchmark	OMX COPENHAGEN 20

## Market data

Bid (Bid size)	29.35 DKK (2,097)
Ask (Ask size)	29.40 DKK (524)
Open	28.70 DKK
High	29.45 DKK
Low	28.70 DKK
Close (prev. day)	28.70 DKK
VWAP	29.065234 DKK
Volume (pcs)	177,883
Trading volume	5,170,128.30
Number of trades	1,997
Last size	248

## Performance and Risk

	6m	1y	3y
Perf (%)	-6.63%	-13.38%	-22.82%
Perf (abs.)	-2.09	-4.55	-8.71
Beta	0.34	0.45	0.44
Volatility	24.16	25.93	29.19

5y



Information about previous performance does not guarantee future performance.

Source: FactSet

## Price data

Ø price 5 days   Ø volume 5 days (pcs.)	28.51 DKK (127,577)
Ø price 30 days   Ø volume 30 days (pcs.)	28.39 DKK (95,919)
Ø price 100 days   Ø volume 100 days (pcs.)	29.23 DKK (95,115)
Ø price 250 days   Ø volume 250 days (pcs.)	30.82 DKK (99,611)
YTD High   date	31.26 DKK (2024/01/12)
YTD Low   date	27.10 DKK (2024/04/19)
52 Weeks High   date	38.08 DKK (2023/05/22)
52 Weeks Low   date	27.10 DKK (2024/04/19)

## Arbitrage views

Exchange <span>⊕</span>	Date	Time	Price	Trading volume (mio.)	Number of trades
Vienna Stock Exchange	2024/04/30	17:32	3.94 EUR	0.00	2
Tradegate	2024/04/30	22:02	3.92 EUR	0.00	1
Stuttgart	2024/04/30	15:37	3.875 EUR	0.00	7
Nasdaq Copenhagen	2024/04/30	16:59	29.45 DKK	5.17	1,997
Munich	2024/04/	08:03	3.835 EUR	0.00	2

	30					
London Stock Exchange	2023/02/01	17:04	23.70 DKK	0.00		1
Frankfurt	2024/04/30	17:15	3.915 EUR	0.00		7
FINRA other OTC Issues	2024/04/23	21:56	3.91 USD	0.00		1
Duesseldorf	2024/04/30	19:30	3.86 EUR	0.00		6
Berlin	2024/04/30	08:04	3.83 EUR	0.00		2

## Company profile

### Company Logo



### Contact Details

H. LUNDBECK A/S

--

Ottiliavej 9 2500 Valby

Telefon: +45 3630 1311

Fax: -

E-mail: info@lundbeck.com

### Company Profile

-

#### Members of Management Board

Deborah Dunsire Chairman of Managing Board

Johan Luthman Member of Executive Committee

Anders Götzsche Member of Executive Committee

Elise Hauge Member of Executive Committee

Jacob Tolstrup Member of Executive Committee

Keld Flintholm Jørgensen Member of Executive Committee

Lars Bang Member of Executive Committee

Peter Anastasiou Member of Executive Committee

#### Board of directors

Lars Søren Rasmussen Chairman of Supervisory Board

Dorothea Wenzel Member of Supervisory Board

Henrik Sindal Jensen Member of Supervisory Board

Jeremy Levin Member of Supervisory Board

Santiago Arroyo Member of Supervisory Board

Jeffrey Berkowitz Member of Supervisory Board

Lars Erik Holmqvist Member of Supervisory Board

Lene Skole-Sørensen Member of Supervisory Board

Ludovic Otterbein Member of Supervisory Board

Rikke Kruse Andreassen Member of Supervisory Board