

## H. LUNDBECK A/S SER. A

ISIN: **DK0061804697** WKN:

-

## Overview

2022/08/12 16:59:32

## Price

33.35 DKK

Difference  -0.86% (-0.29)

## General attributes

ISIN DK0061804697

Symbol HLUN A

Exchange Nasdaq Copenhagen

Currency DKK

Sector Chemical / Pharmaceutical / Health

Security type Stock

Market cap (m) 892 EUR

Benchmark OMX COPENHAGEN 20

## Market data

Bid (Bid size) 33.225 DKK (345)

Ask (Ask size) 33.29 DKK (100)

Open 33.60 DKK

High 33.81 DKK

Low 33.035 DKK

Close (prev. day) 33.64 DKK

VWAP 33.435251 DKK

Volume (pcs) 153,604

Trading volume 5,131,640.60

Number of trades 856

Last size 106

## Futures and Options

Related Futures 0

Related Options -







5y



Information about previous performance does not guarantee future performance.

Source: FactSet

## Recent research

on sector			
Date		Headline	Download
2022/08/08		Global Equity Ratings	
2022/08/08		Aktienempfehlungen Global	
2022/08/08		Aktienempfehlungen Österreich	
2022/08/05		Equity Weekly	
2022/07/25		Aktienempfehlungen Österreich	

## Details

2022/08/12 16:59:32

### Price

33.35 DKK

 Difference ▼ -0.86% (-0.29)

### General attributes

ISIN	DK0061804697
Symbol	HLUN A
Exchange	Nasdaq Copenhagen
Currency	DKK
Sector	Chemical / Pharmaceutical / Health
Security type	Stock
Market cap (m)	892 EUR
Benchmark	OMX COPENHAGEN 20

### Market data

Bid (Bid size)	33.225 DKK (345)
Ask (Ask size)	33.29 DKK (100)
Open	33.60 DKK
High	33.81 DKK
Low	33.035 DKK
Close (prev. day)	33.64 DKK
VWAP	33.435251 DKK
Volume (pcs)	153,604
Trading volume	5,131,640.60
Number of trades	856
Last size	106

### Performance and Risk

	6m	1y	3y
Perf (%)	+13.36%	-15.10%	-36.06%
Perf (abs.)	+3.93	-5.93	-18.81
Beta	0.41	0.41	0.65
Volatility	37.88	32.71	34.15

5y



Information about previous performance does not guarantee future performance.

Source: FactSet

### Price data

Ø price 5 days   Ø volume 5 days (pcs.)	33.54 DKK (200,006)
Ø price 30 days   Ø volume 30 days (pcs.)	35.06 DKK (163,459)
Ø price 100 days   Ø volume 100 days (pcs.)	33.44 DKK (1,154,817)
Ø price 250 days   Ø volume 250 days (pcs.)	33.74 DKK (1,593,531)
YTD High   date	38.78 DKK (2022/06/27)
YTD Low   date	28.52 DKK (2022/02/09)
52 Weeks High   date	40.00 DKK (2021/08/13)
52 Weeks Low   date	28.52 DKK (2022/02/09)

### Arbitrage views

Exchange	Date	Time	Price	Trading volume (mio.)	Number of trades
Vienna Stock Exchange	2022/08/12	17:32	4.488 EUR	0.00	3
Tradegate	2022/08/12	22:02	4.524 EUR	0.00	1
Stuttgart	2022/08/12	12:57	4.52 EUR	0.00	4
Nasdaq Copenhagen	2022/08/12	16:59	33.35 DKK	5.13	856
Munich	2022/08/12	08:05	4.544 EUR	0.00	1

	12						
Frankfurt	2022/08/ 12	17:15	4.416	EUR	0.00		8
FINRA other OTC Issues	2022/07/ 13	16:36	3.80	USD	0.00		1
Duesseldorf	2022/08/ 12	21:01	4.498	EUR	0.00		10
Berlin	2022/08/ 12	08:05	4.502	EUR	0.00		1

## Company profile

### Company Logo



### Contact Details

H. LUNDBECK A/S

--

Ottiliavej 9 2500 Valby

Telefon: +45 3630 1311

Fax: -

E-mail: info@lundbeck.com

### Company Profile

-

#### Members of Management Board

Deborah Dunsire Chairman of Managing Board

Johan Luthman Member of Executive Committee

Anders Götzsche Member of Executive Committee

Elise Hauge Member of Executive Committee

Jacob Tolstrup Member of Executive Committee

Keld Flintholm Jørgensen Member of Executive Committee

Lars Bang Member of Executive Committee

Peter Anastasiou Member of Executive Committee

#### Board of directors

Lars Søren Rasmussen Chairman of Supervisory Board

Dorothea Wenzel Member of Supervisory Board

Henrik Sindal Jensen Member of Supervisory Board

Jeremy Levin Member of Supervisory Board

Santiago Arroyo Member of Supervisory Board

Jeffrey Berkowitz Member of Supervisory Board

Lars Erik Holmqvist Member of Supervisory Board

Lene Skole-Sørensen Member of Supervisory Board

Ludovic Otterbein Member of Supervisory Board

Rikke Kruse Andreassen Member of Supervisory Board