

SILVER ONE RESOURCES INC

ISIN: CA8280621092 WKN: -

Overview

2024/07/26 21:55:06

Price
0.178 USDDifference  -0.84% (-0.00)

General attributes

ISIN	CA8280621092
Symbol	SVE
Exchange	FINRA other OTC Issues
Currency	USD
Sector	Energy / Commodities
Security type	Stock
Market cap (m)	42 EUR
Benchmark	S&P/TSX 60 INDEX

Market data

Bid (Bid size)	-
Ask (Ask size)	-
Open	0.18 USD
High	0.18 USD
Low	0.1715 USD
Close (prev. day)	0.1795 USD
VWAP	0.174126 USD
Volume (pcs)	13,589
Trading volume	2,366.52
Number of trades	15
Last size	150

Futures and Options





Related Futures	-
Related Options	-

5y



Information about previous performance does not guarantee future performance.
Source: FactSet

Recent research

on sector	Date	Headline	Download
	2024/07/26	 Equity Weekly	
	2024/07/24	 Global Equity Ratings	
	2024/07/24	 Aktienempfehlungen Global	
	2024/07/15	 Aktienempfehlungen Global	
	2024/07/12	 Equity Weekly	

Details

2024/07/26 21:55:06

Price

0.178 USD

Difference 📉 -0.84% (-0.00)

General attributes

ISIN	CA8280621092
Symbol	SVE
Exchange	FINRA other OTC Issues
Currency	USD
Sector	Energy / Commodities
Security type	Stock
Market cap (m)	42 EUR
Benchmark	S&P/TSX 60 INDEX

Market data

Bid (Bid size)	-
Ask (Ask size)	-
Open	0.18 USD
High	0.18 USD
Low	0.1715 USD
Close (prev. day)	0.1795 USD
VWAP	0.174126 USD
Volume (pcs)	13,589
Trading volume	2,366.52
Number of trades	15
Last size	150

Performance and Risk

	6m	1y	3y
Perf (%)	+56.14%	-39.04%	-57.18%
Perf (abs.)	+0.06	-0.11	-0.24
Beta	2.10	1.78	1.54
Volatility	98.75	86.43	80.69

5y



Information about previous performance does not guarantee future performance.
Source: FactSet

Price data

Ø price 5 days Ø volume 5 days (pcs.)	0.180 USD (134,170)
Ø price 30 days Ø volume 30 days (pcs.)	0.192 USD (132,205)
Ø price 100 days Ø volume 100 days (pcs.)	0.195 USD (253,154)
Ø price 250 days Ø volume 250 days (pcs.)	0.174 USD (206,763)
YTD High date	0.295 USD (2024/04/08)
YTD Low date	0.100 USD (2024/02/15)
52 Weeks High date	0.304 USD (2023/07/31)
52 Weeks Low date	0.100 USD (2024/02/15)

All listings for SILVER ONE RESOURCES INC

Exchange	Date	Time	Price	Trading volume (mio.)	Number of trades
Tradegate	2024/07/26	22:02	0.161 EUR	0.00	1
TSX Venture Exchange	2024/07/26	18:31	0.235 CAD	0.00	7
Stuttgart	2024/07/26	14:44	0.1505 EUR	0.00	5
Munich	2024/07/26	08:00	0.1505 EUR	0.00	1
London Stock	2024/04/	16:14	0.345 CAD	0.01	1

Exchange	08					
Frankfurt	2024/07/ 26	08:10	0.151 EUR	0.00		2
FINRA other OTC Issues	2024/07/ 26	21:55	0.178 USD	0.00		15
Duesseldorf	2024/07/ 26	08:11	0.15 EUR	0.00		1
Berlin	2024/07/ 26	20:48	0.161 EUR	0.00		20

Company profile

Company Logo



Company Profile

-

Contact Details

SILVER ONE RESOURCES

--

Telefon: -

Fax: -

E-mail: -