

EURO STOXX 50

ISIN: **EU0009658145** WKN: -

Overview

2024/05/03 17:50:00

Price

4,921.48 EUR

Difference ▲ 0.63% (30.87)

General attributes

ISIN	EU0009658145
Symbol	-
Country	Europe
Instruments in index	50
Type of index	Price Index
Security type	Index

Top 5

Name	Price	+ - (%)	Trend
ASML HOLDI...	835.90	+3.02	▲
COMPAGNIE	77.70	+2.64	▲
...			
ADYEN NV	1,154.80	+2.30	▲
WOLTERS KL...	143.60	+2.02	▲
HERMES INT...	2,285.00	+2.01	▲

Intraday 1w 1m 6m 1y 3y

Flop 5

Name	Price	+ - (%)	Trend
INTESA SAN...	3.462	-3.13	▼
UNICREDIT ...	34.195	-2.02	▼
MÜNCHENER ...	402.60	-1.78	▼
AXA S.A.	31.43	-1.38	▼
ALLIANZ SE	264.20	-1.20	▼

Intraday 1w 1m 6m 1y 3y



Information about previous performance does not guarantee future performance. Source: FactSet

Recent research

on market			
Date		Headline	Download
2024/04/26		Global Equity Ratings	Download
2024/04/26		Aktienempfehlungen Global	Download
2024/04/03		Global Equity Ratings	Download
2024/04/03		Aktienempfehlungen Global	Download
2024/03/26		Global Strategy 2Q 2024	Download

More information on countries & regions

➤ Markets by Region

Details

2024/05/03 17:50:00

Price

4,921.48 EUR

Difference ▲ **0.63%** (30.87)

General attributes

ISIN	EU0009658145
Symbol	-
Country	Europe
Security type	Index
Instruments in index	50

Market data

Open	4,901.04 EUR
High	4,944.82 EUR
Low	4,896.41 EUR
Close (prev. day)	4,890.61 EUR
Trading volume (m)	341,682,813
Volume (pcs)	6,390,584,614

Performance and Risk

	6m	1y	3y
Perf (%)	+17.83%	+14.12%	+22.96%
Perf (abs.)	+744.18	+608.67	+918.60
Beta	-	-	-
Volatility	10.26	12.20	17.85









Information about previous performance does not guarantee future performance.
 Source: FactSet

Price data

Ø price 5 days Ø volume 5 days (pcs.)	4,926.60 EUR (314,751,887)
Ø price 30 days Ø volume 30 days (pcs.)	4,986.21 EUR (260,996,773)
Ø price 100 days Ø volume 100 days (pcs.)	4,783.14 EUR (257,983,987)
Ø price 250 days Ø volume 250 days (pcs.)	4,477.72 EUR (264,164,150)
YTD High date	5,121.71 EUR (2024/04/02)
YTD Low date	4,380.97 EUR (2024/01/17)
52 Weeks High date	5,121.71 EUR (2024/04/02)
52 Weeks Low date	3,993.10 EUR (2023/10/23)

Composition

Name ISIN	Price	Diff % Diff +/-	Performance	Date Time	Turnover Pc. Turnover Money
ADIDAS AG DE000A1EWWW0	225.00	0.45% 1.00		24/05/03 17:36:07	420,986 94,675,233.90
ADYEN NV NL0012969182	1,154.80	2.30% 26.00		24/05/03 17:39:04	81,495 93,749,907.00
AIR LIQUIDE SA FR0000120073	180.62	-0.24% -0.44		24/05/03 17:36:06	422,018 76,406,161.00
AIRBUS SE NL0000235190	154.34	0.49% 0.76		24/05/03 17:35:12	698,663 107,817,937.00
ALLIANZ SE DE0008404005	264.20	-1.20% -3.20		24/05/03 17:39:54	752,057 199,411,901.10
ANHEUSER-BUSCH INBEV SA BE0974293251	55.52	0.65% 0.36		24/05/03 17:39:30	916,648 50,897,685.00
ASML HOLDING N.V. NL0010273215	835.90	3.02% 24.50		24/05/03 17:38:13	434,464 360,291,106.00
AXA S.A. FR0000120628	31.43	-1.38% -0.44		24/05/03 17:37:30	5,611,738 173,445,053.00
BANCO BILBAO VIZCA ES0113211835	9.85	0.67% 0.07		24/05/03 17:39:54	16,788,025 165,331,475.94
BANCO SANTANDER SA ES0113900J37	4.5305	-0.77% -0.04		24/05/03 17:43:40	26,322,550 119,708,689.74
BASF SE DE000BASF111	49.07	0.87% 0.43		24/05/03 17:35:19	2,243,383 109,962,135.86
BAYER AG DE000BAY0017	28.02	-0.39% -0.11		24/05/03 17:35:15	2,582,716 72,564,365.78
BAYERISCHE MOTOREN WERKE ... DE0005190003	102.50	0.54% 0.55		24/05/03 17:43:43	703,362 72,083,131.15
BNP PARIBAS S.A. FR0000131104	67.64	0.28% 0.19		24/05/03 17:35:28	1,775,234 120,286,434.00
COMPAGNIE DE SAINT-GOBAIN... FR0000125007	77.70	2.64% 2.00		24/05/03 17:38:28	1,131,997 82,609,018.00
DANONE S.A. FR0000120644	57.74	0.66% 0.38		24/05/03 17:36:14	1,735,441 99,943,827.00
DEUTSCHE BOERSE AG DE0005810055	184.90	1.15% 2.10		24/05/03 17:35:08	335,789 62,044,751.30
DEUTSCHE POST AG DE0005552004	39.80	0.71% 0.28		24/05/03 17:35:14	3,633,390 144,734,347.90
DEUTSCHE TELEKOM AG DE0005557508	21.66	-0.32% -0.07		24/05/03 17:44:31	6,041,608 131,031,774.31
ENEL SPA EUR1 IT0003128367	6.25	0.13% 0.01		24/05/03 17:44:59	22,061,520 138,122,484.00
ENI SPA IT0003132476	14.708	-0.78% -0.12		24/05/03 17:44:59	8,546,828 125,937,877.00
ESSILORLUXOTTICA FR0000121667	202.00	0.45% 0.90		24/05/03 17:35:01	410,134 82,689,020.00
FERRARI N.V. NL0011585146	399.10	1.01% 4.00		24/05/03 17:44:59	232,841 93,113,676.00

HERMES INTERNATIONAL SA FR0000052292	2,285.00	2.01% 45.00		24/05/03 17:35:09	45,855 104,588,215.00
IBERDROLA SA EUR0.75 ES0144580Y14	11.575	0.00% 0.00		24/05/03 17:40:57	22,252,240 258,023,255.43
INDUSTRIA DE DISENO TEXTI... ES0148396007	42.82	0.75% 0.32		24/05/03 17:44:37	1,995,859 85,246,896.01
INFINEON TECHNOLOGIES AG DE0006231004	31.435	0.32% 0.10		24/05/03 17:44:55	5,201,339 164,365,671.82
ING GROEP N.V. NL0011821202	15.898	0.57% 0.09		24/05/03 17:39:23	13,097,295 208,273,529.00
INTESA SANPAOLO SPA IT0000072618	3.462	-3.13% -0.11		24/05/03 17:44:59	167,779,882 589,434,447.00
KERING S.A. FR0000121485	328.55	1.78% 5.75		24/05/03 17:35:21	250,313 82,149,095.00