

EURO STOXX 50

ISIN: **EU0009658145** WKN: -

Overview

2024/04/23 17:50:00	
Price	5,008.17 EUR
Difference	▲ 1.44% (71.32)
General attributes	
ISIN	EU0009658145
Symbol	-
Country	Europe
Instruments in index	50
Type of index	Price Index
Security type	Index
Market data	
Open	4,941.29 EUR
High	5,011.10 EUR
Low	4,941.29 EUR
Close (prev. day)	4,936.85 EUR
Trading volume (m)	342,555,136
Volume (pcs)	7,057,459,984



Information about previous performance does not guarantee future performance.
Source: FactSet

Top 5

Name	Price	+ - (%)	Trend
SAP SE	174.86	+5.27	▲
MÜNCHENER ...	435.00	+3.94	▲
PROSUS N.V...	30.89	+3.52	▲
UNICREDIT ...	35.33	+3.52	▲
FERRARI N....	424.74	+3.13	▲

Intraday 1w 1m 6m 1y 3y

Flop 5

Name	Price	+ - (%)	Trend
NOKIA CORP...	3.4105	-1.94	▼
DANONE S.A...	59.60	-0.57	↔
MERCEDES-B...	74.05	-0.19	↔
L'OREAL S....	440.70	-0.07	↔
BASF SE	51.08	-0.06	↔

Intraday 1w 1m 6m 1y 3y

Recent research

on market			
Date		Headline	Download
2024/04/03		Global Equity Ratings	Download
2024/04/03		Aktienempfehlungen Global	Download
2024/03/26		Global Strategy 2Q 2024	Download
2024/03/26		Global Strategy 2Q 2024	Download
2024/03/13		Global Equity Ratings	Download

Futures and Options

Related Futures 53

Related Options -

Details

2024/04/23 17:50:00

Price

5,008.17 EUR

Difference



1.44% (71.32)

General attributes

ISIN EU0009658145

Symbol -

Country Europe

Security type Index

Instruments in index 50

Market data

Open 4,941.29 EUR

High 5,011.10 EUR

Low 4,941.29 EUR

Close (prev. day) 4,936.85 EUR

Trading volume (m) 342,555,136

Volume (pcs) 7,057,459,984

Performance and Risk

	6m	1y	3y
Perf (%)	+23.96%	+13.65%	+24.84%
Perf (abs.)	+968.41	+601.57	+996.82
Beta	-	-	-
Volatility	10.18	12.12	17.87







Information about previous performance does not guarantee future performance.

Source: FactSet

Price data

Ø price 5 days Ø volume 5 days (pcs.)	4,943.16 EUR (291,813,422)
Ø price 30 days Ø volume 30 days (pcs.)	5,003.61 EUR (273,046,298)
Ø price 100 days Ø volume 100 days (pcs.)	4,747.44 EUR (260,960,284)
Ø price 250 days Ø volume 250 days (pcs.)	4,457.66 EUR (262,473,256)
YTD High date	5,121.71 EUR (2024/04/02)
YTD Low date	4,380.97 EUR (2024/01/17)
52 Weeks High date	5,121.71 EUR (2024/04/02)
52 Weeks Low date	3,993.10 EUR (2023/10/23)

Composition

Name  ISIN	Price	Diff %  Diff +/-	Performance 	Date Time	Turnover Pc.  Turnover Money 
ADIDAS AG DE000A1EWWW0	227.90	1.83% 4.10		24/04/23 17:37:02	429,712 97,449,565.30
ADYEN NV NL0012969182	1,409.60	2.04% 28.20		24/04/23 17:35:37	64,483 90,651,676.00
AIR LIQUIDE SA FR0000120073	190.56	1.43% 2.68		24/04/23 17:35:23	262,163 49,734,656.00
AIRBUS SE NL0000235190	162.72	0.79% 1.28		24/04/23 17:35:22	777,110 126,007,971.00
ALLIANZ SE DE0008404005	270.50	1.42% 3.80		24/04/23 17:44:59	844,070 227,508,124.30
ANHEUSER-BUSCH INBEV SA BE0974293251	55.84	0.25% 0.14		24/04/23 17:35:22	1,115,248 62,304,558.00
ASML HOLDING N.V. NL0010273215	834.30	2.59% 21.10		24/04/23 17:39:46	389,817 323,322,240.00
AXA S.A. FR0000120628	34.92	1.72% 0.59		24/04/23 17:36:11	4,815,277 167,816,078.00
BANCO BILBAO VIZCA ES0113211835	10.66	2.21% 0.23		24/04/23 17:41:56	10,338,467 109,570,795.23
BANCO SANTANDER SA ES0113900J37	4.7475	1.72% 0.08		24/04/23 17:42:42	117,593,016 554,190,898.72
BASF SE DE000BASF111	51.08	-0.06% -0.03		24/04/23 17:41:35	3,111,817 158,787,768.86
BAYER AG DE000BAY0017	27.345	0.11% 0.03		24/04/23 17:36:35	3,055,329 83,438,428.02
BAYERISCHE MOTOREN WERKE ... DE0005190003	106.45	0.57% 0.60		24/04/23 17:37:41	946,389 100,467,680.80
BNP PARIBAS S.A. FR0000131104	68.05	2.15% 1.43		24/04/23 17:38:22	3,112,172 211,091,047.00
COMPAGNIE DE SAINT-GOBAIN... FR0000125007	70.46	0.09% 0.06		24/04/23 17:38:42	963,067 67,748,861.00
DANONE S.A. FR0000120644	59.60	-0.57% -0.34		24/04/23 17:35:11	1,038,788 62,007,885.00
DEUTSCHE BOERSE AG DE0005810055	188.25	0.21% 0.40		24/04/23 17:35:21	434,555 81,883,828.65
DEUTSCHE POST AG DE0005552004	39.05	1.03% 0.40		24/04/23 17:35:03	2,401,247 93,753,147.51
DEUTSCHE TELEKOM AG DE0005557508	21.75	0.65% 0.14		24/04/23 17:35:30	7,826,694 170,015,830.00
ENEL SPA EUR1 IT0003128367	6.12	1.17% 0.07		24/04/23 17:44:59	38,175,354 233,126,696.00
ENI SPA IT0003132476	15.52	1.17% 0.18		24/04/23 17:44:59	7,356,059 113,649,387.00
ESSILORLUXOTTICA FR0000121667	204.80	0.89% 1.80		24/04/23 17:35:25	454,001 92,728,424.00
FERRARI N.V. NL0011585146	394.80	3.13% 12.00		24/04/23 17:44:59	279,060 109,365,746.00
HERMES INTERNATIONAL SA FR0000052292	2,355.00	1.95% 45.00		24/04/23 17:35:42	36,349 85,321,189.00
IBERDROLA SA EUR0.75 ES0144580Y14	11.54	0.79% 0.09		24/04/23 17:43:07	7,641,730 88,088,486.67

INDUSTRIA DE DISENO TEXTI... ES0148396007	46.03	3.09% 1.38		24/04/23 17:44:26	19,083,663 862,097,470.20
INFINEON TECHNOLOGIES AG DE0006231004	29.805	0.00% 0.00		24/04/23 17:38:11	5,505,302 164,171,670.35
ING GROEP N.V. NL0011821202	15.60	1.55% 0.24		24/04/23 17:36:21	9,637,366 149,970,487.00
INTESA SANPAOLO SPA IT0000072618	3.5195	2.65% 0.09		24/04/23 17:44:59	132,432,227 461,843,678.00
KERING S.A. FR0000121485	350.20	1.13% 3.90		24/04/23 17:35:57	193,053 67,648,799.00
KONINKLIJKE AHOLD DELHAIZ... NL0011794037	27.88	0.98% 0.27		24/04/23 17:38:44	2,898,233 80,850,730.00
L'OREAL S.A. FR0000120321	440.70	-0.07% -0.30		24/04/23 17:35:09	217,578 96,017,555.00
LVMH MOET HENNESSY LOUIS ... FR0000121014	799.60	1.30% 10.30		24/04/23 17:35:24	171,732 136,896,447.00
MERCEDES-BENZ GROUP AG DE0007100000	74.05	-0.19% -0.14		24/04/23 17:41:03	2,305,021 170,435,565.47
MÜNCHENER RÜCKVERSICHERUN... DE0008430026	435.00	3.94% 16.50		24/04/23 17:43:11	521,614 224,150,119.50
NOKIA CORPORATION FI0009000681	3.4105	-1.94% -0.07		24/04/23 17:29:50	19,490,515 66,473,327.52
NORDEA BANK ABP FI4000297767	11.26	1.76% 0.20		24/04/23 17:29:35	7,914,307 88,782,006.39
PERNOD RICARD S.A. FR0000120693	145.10	0.03% 0.05		24/04/23 17:35:24	341,887 49,695,424.00
PROSUS N.V. NL0013654783	30.89	3.52% 1.05		24/04/23 17:37:26	4,359,998 135,035,636.00
SAFRAN SA FR0000073272	209.00	1.80% 3.70		24/04/23 17:35:50	496,496 103,217,892.00
SANOFI S.A. FR0000120578	88.85	0.77% 0.68		24/04/23 17:36:46	1,062,952 94,299,094.00
SAP SE DE0007164600	174.86	5.27% 8.76		24/04/23 17:44:42	2,601,142 452,491,808.04
SCHNEIDER ELECTRIC SE FR0000121972	209.15	2.22% 4.55		24/04/23 17:37:17	605,044 125,790,048.00
SIEMENS AG DE0007236101	175.34	0.76% 1.32		24/04/23 17:35:26	1,100,624 192,683,550.74
STELLANTIS N.V. NL00150001Q9	23.305	0.65% 0.15		24/04/23 17:37:54	3,522,239 82,228,996.00
TOTALENERGIES SE FR0000120271	67.91	0.01% 0.01		24/04/23 17:36:35	2,651,398 180,194,916.00
UNICREDIT SPA IT0005239360	35.33	3.52% 1.20		24/04/23 17:44:59	9,070,663 317,185,561.00
VINCI SA FR0000125486	111.50	1.27% 1.40		24/04/23 17:37:39	893,994 99,503,998.00
VOLKSWAGEN AG VZ DE0007664039	121.35	0.04% 0.05		24/04/23 17:35:10	947,265 114,700,821.95
WOLTERS KLUWER NV NL0000395903	142.45	0.78% 1.10		24/04/23 17:35:26	338,530 48,174,074.00