



METRO WHOLESALE & FOOD SPECIALST AG SHS

ISIN: **DE000BFB0027** WKN: **BFB002**

Overview

2018/05/21 17:59:39	
Price	12.17 EUR
Difference	 -2.64% (-0.33)

5y













General attributes	
ISIN	DE000BFB0027
Symbol	B4B3
Exchange	London Stock Exchange
Currency	EUR
Sector	Commerce
Security type	Stock
Market cap (m)	1,783 EUR
Benchmark	GERMANY DAX

Market data	
Bid (Bid size)	-
Ask (Ask size)	-
Open	12.17 EUR
High	12.17 EUR
Low	12.17 EUR
Close (prev. day)	12.50 EUR
VWAP	17.25 EUR
Volume (pcs)	-
Trading volume	-
Number of trades	1
Last size	-

Futures and Options	
Related Futures	-
Related Options	-

Information about previous performance does not guarantee future performance.
Source: FactSet

Recent research

on sector		on market	
Date		Headline	Download
2024/05/31		Equity Weekly	
2024/05/29		Global Equity Ratings	
2024/05/29		Aktienempfehlungen Global	
2024/04/26		Global Equity Ratings	
2024/04/26		Aktienempfehlungen Global	

Details

2018/05/21 17:59:39

Price
12.17 EURDifference  -2.64% (-0.33)

General attributes

ISIN	DE000BFB0027
Symbol	B4B3
Exchange	London Stock Exchange
Currency	EUR
Sector	Commerce
Security type	Stock
Market cap (m)	1,783 EUR
Benchmark	GERMANY DAX

Market data

Bid (Bid size)	-
Ask (Ask size)	-
Open	12.17 EUR
High	12.17 EUR
Low	12.17 EUR
Close (prev. day)	12.50 EUR
VWAP	17.25 EUR
Volume (pcs)	-
Trading volume	-
Number of trades	1
Last size	-

Performance and Risk

	6m	1y	3y
Perf (%)	-	-	-
Perf (abs.)	-	-	-
Beta	-0.10	0.13	0.21
Volatility	-	29.75	29.75

5y


Chart
not available

Information about previous performance does not guarantee future performance.
Source: FactSet

Price data

Ø price 5 days Ø volume 5 days (pcs.)	9.78 EUR (511)
Ø price 30 days Ø volume 30 days (pcs.)	12.70 EUR (85)
Ø price 100 days Ø volume 100 days (pcs.)	15.21 EUR (251)
Ø price 250 days Ø volume 250 days (pcs.)	- EUR (237)
YTD High date	17.69 EUR (2018/02/05)
YTD Low date	12.10 EUR (2018/05/16)
52 Weeks High date	17.69 EUR (2018/02/05)
52 Weeks Low date	12.10 EUR (2018/05/16)

Arbitrage views

Exchange 	Date	Time	Price	Trading volume (mio.)	Number of trades
Xetra	2024/05/30	17:35	5.45 EUR	0.00	2
Tradegate	2024/05/31	22:26	5.25 EUR	0.02	8
Stuttgart	2024/05/31	21:45	5.25 EUR	0.00	58
Munich	2024/05/31	08:01	5.35 EUR	0.00	1
London Stock	2018/05/	17:59	12.17 EUR	0.00	1

Exchange	21					
Hanover	2024/05/ 31	08:16	5.25 EUR	0.00		3
Hamburg	2024/05/ 31	08:16	5.25 EUR	0.00		3
Frankfurt	2024/05/ 31	10:57	5.15 EUR	0.00		2
Duesseldorf	2024/05/ 31	19:31	5.10 EUR	0.00		7
Berlin	2024/05/ 31	08:01	5.25 EUR	0.00		3

Company profile

Company Logo



Contact Details

METRO AG

--

Metro-Strasse 1 - 40235 Düsseldorf

Telefon: +49-211-6886-0

Fax: +

E-mail: -

Company Profile

-

Members of Management Board

Steffen Greubel Chairman of Managing Board

Christiane Giesen Member of Executive Committee

Claude Sarrailh Member of Executive Committee

Rafael Gasset Member of Executive Committee

Rafael Gasset Member of Executive Committee

Board of directors

Jürgen B. Steinemann Chairman of Supervisory Board

Edgar Ernst Member of Supervisory Board

Jana Cejpková Member of Supervisory Board

Arlind Idrizi Member of Supervisory Board

Eva-Lotta Sjöstedt Member of Supervisory Board

Georg Vomhof Member of Supervisory Board

Gwyneth Burr Member of Supervisory Board

Heidi Müllenberg Member of Supervisory Board

Klaus Pollmann Member of Supervisory Board

Manfred Wirsch Member of Supervisory Board

Marco Arcelli Member of Supervisory Board

Marek Spurný Member of Supervisory Board

Michael Heider Member of Supervisory Board

Paul Loyo Member of Supervisory Board

Roman Šilha Member of Supervisory Board

Sabine Gatz Member of Supervisory Board

Silke Zimmer Member of Supervisory Board

Stefan Tieben Member of Supervisory Board

Udo Höfer Member of Supervisory Board

Xaver Schiller Member of Supervisory Board