

## IDORSIA LTD CHF0.05

ISIN: CH0363463438 WKN: 36346343

## Overview

2024/04/23 18:46:49

Price  
2.10 USDDifference  0.00% (0.00)

## General attributes

ISIN	CH0363463438
Symbol	IDIA
Exchange	FINRA other OTC Issues
Currency	USD
Sector	Chemical / Pharmaceutical / Health
Security type	Stock
Market cap (m)	366 EUR
Benchmark	SWISS MARKET INDEX

## Market data

Bid (Bid size)	-
Ask (Ask size)	-
Open	2.10 USD
High	2.10 USD
Low	2.10 USD
Close (prev. day)	2.10 USD
VWAP	2.10 USD
Volume (pcs)	858
Trading volume	1,801.80
Number of trades	1
Last size	858

## Futures and Options









Related Futures	15
Related Options	-

5y



Information about previous performance does not guarantee future performance.  
Source: FactSet

## Recent research

on sector		on market	
Date		Headline	Download
2024/04/26		Global Equity Ratings	
2024/04/26		Aktienempfehlungen Global	
2024/04/15		Aktienempfehlungen Österreich	
2024/04/03		Global Equity Ratings	
2024/04/03		Aktienempfehlungen Global	

## Details

2024/04/23 18:46:49

**Price**  
2.10 USD

**Difference**  0.00% (0.00)

### General attributes

ISIN	CH0363463438
Symbol	IDIA
Exchange	FINRA other OTC Issues
Currency	USD
Sector	Chemical / Pharmaceutical / Health
Security type	Stock
Market cap (m)	366 EUR
Benchmark	SWISS MARKET INDEX

### Market data

Bid (Bid size)	-
Ask (Ask size)	-
Open	2.10 USD
High	2.10 USD
Low	2.10 USD
Close (prev. day)	2.10 USD
VWAP	2.10 USD
Volume (pcs)	858
Trading volume	1,801.80
Number of trades	1
Last size	858

### Performance and Risk

	6m	1y	3y
Perf (%)	-	-	-
Perf (abs.)	-	-	-
Beta	2.34	1.94	1.10
Volatility	132.20	115.60	71.49

5y



Information about previous performance does not guarantee future performance.  
Source: FactSet

### Price data

Ø price 5 days   Ø volume 5 days (pcs.)	2.10 USD (576)
Ø price 30 days   Ø volume 30 days (pcs.)	2.43 USD (2,156)
Ø price 100 days   Ø volume 100 days (pcs.)	2.13 USD (3,831)
Ø price 250 days   Ø volume 250 days (pcs.)	3.67 USD (5,143)
YTD High   date	2.80 USD (2024/04/02)
YTD Low   date	1.40 USD (2024/01/24)
52 Weeks High   date	10.00 USD (2023/04/25)
52 Weeks Low   date	1.40 USD (2024/01/24)

### Arbitrage views

Exchange 	Date	Time	Price	Trading volume (mio.)	Number of trades
SIX Swiss Exchange	2024/04/26	17:31	1.90 CHF	1.25	610
London Stock Exchange European Trade Reporting	2024/04/26	17:20	1.913 CHF	0.00	2
Hamburg	2019/06/28	08:01	18.85 EUR	0.00	2
Frankfurt	2019/06/28	11:04	19.60 EUR	0.00	2
FINRA other OTC Issues	2024/04/26	18:46	2.10 USD	0.00	1

	04/23						
Berlin	2019/ 06/28	18:47	20.10	EUR	0.00		14

# Company profile

## Company Logo

### Contact Details

IDORSIA LTD.

--

Hegenheimermattweg 91 - 4123 Allschwil

Telefon: +41-58-844-00-00

Fax: +

E-mail: -

## Company Profile

-

### Members of Management Board

Jean-Paul Clozel Chairman of Managing Board

Alberto Gimona Member of Executive Committee

André C. Muller Member of Executive Committee

Guy Braunstein Member of Executive Committee

Martine Clozel Member of Executive Committee

### Board of directors

Felix R. Ehrat Member of the administrative board

Sophie Kornowski-Bonnet Member of the administrative board

Srishti Gupta Member of the administrative board

Jörn Aldag Member of the administrative board

Peter Kellogg Member of the administrative board

Sandesh Mahatme Member of the administrative board

Mathieu Simon Chairman of the administrative board