

# BUX FUTURES (BUX) - BUD/C1

2023/12/15 19:00:15

Price

**60,640.00** HUF

Difference  0.31% (190.00)

## General attributes

Symbol	BUXC1
Exchange	Budapest Stock Exchange
Currency	HUF
Security type	Future
Underlying	HUNGARY BUX
Maturity	07-2024
Contract size	1

## Market data

Bid (Bid size)	59,550.00 HUF (6)
Ask (Ask size)	60,650.00 HUF (199)
Open	60,750.00 HUF
High	63,940.00 HUF
Low	60,500.00 HUF
Close (prev. day)	60,450.00 HUF
Underlying	HUNGARY BUX
Underlying price (date)	72,253.66 (24/07/12)
Settlement price (date)	- (-)
Open Interest	0

## Performance and Risk

	6m	1y	3y
Perf (%)	-	-	+44.86%
Perf (abs.)	-	-	+18,780.00
Beta	-	-	-
Volatility	-	94.11	67.75

## Futures and Options

Related Futures	-
Related Options	-

5y










Information about previous performance does not guarantee future performance.

Source: FactSet

## Price data

Ø price 5 days   Ø volume 5 days (pcs.)	59,482.00 HUF (884)
Ø price 30 days   Ø volume 30 days (pcs.)	58,332.86 HUF (328)
Ø price 100 days   Ø volume 100 days (pcs.)	- HUF (-)
Ø price 250 days   Ø volume 250 days (pcs.)	- HUF (-)
YTD High   date	- HUF (-)
YTD Low   date	- HUF (-)
52 Weeks High   date	63,940.00 HUF (2023/12/15)
52 Weeks Low   date	44,250.00 HUF (2022/12/16)

## Recent Research

on market		
Date	Headline	Download
2024/07/09	 Energy prices delivered the pretty figure	
2024/07/08	 Central bank meeting in Serbia and June's inflation	
2024/07/05	 Industry surprised to the downside	
2024/07/05	 From a distance, it is beautiful	
2024/07/05	 Moderate increase in retail sales	