

ALASKA ENERGY METALS CORP.

ISIN: CA01169F1018 WKN: -

Overview

2024/07/26 21:59:55

Price
0.2022 USDDifference  -0.38% (-0.00)

General attributes

ISIN	CA01169F1018
Symbol	AEMC
Exchange	FINRA other OTC Issues
Currency	USD
Sector	Energy / Commodities
Security type	Stock
Market cap (m)	17 EUR
Benchmark	S&P/TSX 60 INDEX

Market data

Bid (Bid size)	-
Ask (Ask size)	-
Open	0.24 USD
High	0.24 USD
Low	0.1850 USD
Close (prev. day)	0.203 USD
VWAP	0.199793 USD
Volume (pcs)	2,472,535
Trading volume	494,726.75
Number of trades	789
Last size	700

Futures and Options











Related Futures	-
Related Options	-

5y



Information about previous performance does not guarantee future performance.
Source: FactSet

Recent research

on sector		
Date	Headline	Download
2024/07/26	 Equity Weekly	
2024/07/24	 Global Equity Ratings	
2024/07/24	 Aktienempfehlungen Global	
2024/07/15	 Aktienempfehlungen Global	
2024/07/12	 Equity Weekly	

Details

2024/07/26 21:59:55

Price

0.2022 USD

Difference  -0.38% (-0.00)

General attributes

ISIN	CA01169F1018
Symbol	AEMC
Exchange	FINRA other OTC Issues
Currency	USD
Sector	Energy / Commodities
Security type	Stock
Market cap (m)	17 EUR
Benchmark	S&P/TSX 60 INDEX

Market data

Bid (Bid size)	-
Ask (Ask size)	-
Open	0.24 USD
High	0.24 USD
Low	0.1850 USD
Close (prev. day)	0.203 USD
VWAP	0.199793 USD
Volume (pcs)	2,472,535
Trading volume	494,726.75
Number of trades	789
Last size	700

Performance and Risk

	6m	1y	3y
Perf (%)	-28.16%	-53.06%	-64.74%
Perf (abs.)	-0.08	-0.23	-0.37
Beta	1.46	0.24	0.44
Volatility	133.77	108.93	119.57

5y



Information about previous performance does not guarantee future performance.

Source: FactSet

Price data

Ø price 5 days Ø volume 5 days (pcs.)	0.1995 USD (8,233,062)
Ø price 30 days Ø volume 30 days (pcs.)	0.1210 USD (1,488,156)
Ø price 100 days Ø volume 100 days (pcs.)	0.1506 USD (614,539)
Ø price 250 days Ø volume 250 days (pcs.)	0.2544 USD (349,775)
YTD High date	0.3940 USD (2024/02/26)
YTD Low date	0.0975 USD (2024/06/18)
52 Weeks High date	0.5000 USD (2023/11/13)
52 Weeks Low date	0.0975 USD (2024/06/18)

All listings for ALASKA ENERGY METALS CORP.

Exchange 	Date	Time	Price	Trading volume (mio.)	Number of trades
Tradegate	2024/07/26	22:26	0.185 EUR	0.01	12
TSX Venture Exchange	2024/07/26	21:44	0.28 CAD	0.39	364
Stuttgart	2024/07/26	17:52	0.1835 EUR	0.01	11
Munich	2024/07/26	08:02	0.1735 EUR	0.00	2
London Stock	2024/07/26	15:56	0.21 CAD	0.01	2

Exchange	22					
Frankfurt	2024/07/26	15:19	0.1875	EUR	0.00	5
FINRA other OTC Issues	2024/07/26	21:59	0.2022	USD	0.49	789
Berlin	2024/07/26	20:22	0.18	EUR	0.00	13

Company profile

Company Logo



Company Profile

-

Contact Details

ALASKA ENERGY METALS

--

Burrard St., Suite 1000 355 V6C 2G8
Vancouver

Telefon: +1 604-638-3164

Fax: -

E-mail: info@alaskaenergymetals.com