

# UKRAINIAN TRADED INDEX

ISIN: **AT0000A06400** WKN: -

## Overview

<b>2024/06/28 17:45:00</b>	
<b>Price</b>	<b>42.26</b> EUR
<b>Difference</b>	<span style="color: green;">▲</span> 0.55% (0.23)
<b>General attributes</b>	
<b>ISIN</b>	AT0000A06400
<b>Symbol</b>	-
<b>Country</b>	Ukraine
<b>Instruments in index</b>	5
<b>Type of index</b>	-
<b>Security type</b>	Index
<b>Market data</b>	
<b>Open</b>	42.08 EUR
<b>High</b>	42.77 EUR
<b>Low</b>	41.97 EUR
<b>Close (prev. day)</b>	42.03 EUR
<b>Trading volume (m)</b>	-
<b>Volume (pcs)</b>	-
<b>Futures and Options</b>	
<b>Related Futures</b>	-
<b>Related Options</b>	-



Information about previous performance does not guarantee future performance.  
**Source:** FactSet

### Recent research

on market		
Date	Headline	Download
2024/06/24	CNB set to cut rates this week, but by how much?	
2024/06/18	Time to spend or to save? Households' situation af...	
2024/06/17	The last cut in Hungary for the time being	
2024/06/12	CEE   Inflation will remain a key indicator to fol...	
2024/06/10	Is Serbia ready to cut? Inflation numbers across C...	

## Details

2024/06/28 17:45:00

Price

42.26 EUR

Difference



0.55% (0.23)

## General attributes

ISIN AT0000A06400

Symbol -

Country Ukraine

Security type Index

Instruments in index 5

## Market data

Open 42.08 EUR

High 42.77 EUR

Low 41.97 EUR

Close (prev. day) 42.03 EUR

Trading volume (m) -

Volume (pcs) -

## Performance and Risk

	6m	1y	3y
Perf (%)	+9.97%	-18.81%	-73.37%
Perf (abs.)	+3.83	-9.79	-116.41
Beta	-	-	-
Volatility	21.97	24.72	49.68



5y




Information about previous performance does not guarantee future performance.

Source: FactSet

## Price data

Ø price 5 days   Ø volume 5 days (pcs.)	42.26 EUR (0)
Ø price 30 days   Ø volume 30 days (pcs.)	39.67 EUR (0)
Ø price 100 days   Ø volume 100 days (pcs.)	39.61 EUR (0)
Ø price 250 days   Ø volume 250 days (pcs.)	41.88 EUR (0)
YTD High   date	44.13 EUR (2024/06/20)
YTD Low   date	35.84 EUR (2024/05/17)
52 Weeks High   date	57.86 EUR (2023/07/17)
52 Weeks Low   date	35.84 EUR (2024/05/17)

## Composition

Name  ISIN	Price	Diff %  Diff +/-	Performance 	Date Time	Turnover Pc.  Turnover Money 
AGROTON PUBLIC LIMITED EU... CY0101062111	4.36	1.87% 0.08		18/05/22 17:36:25	- -
ASTARTA HOLDING PLC NL0000686509	23.40	-4.49% -1.10		19/08/20 13:52:17	451 10,553.40
COAL ENERGY SA USD0.01 LU0646112838	0.38	-5.00% -0.02		18/05/17 18:04:47	- -
IMC S.A. LU0607203980	2.19	0.92% 0.02		24/06/28 15:28:29	- -
KSG AGRO SA USD0.01 LU0611262873	1.18	4.42% 0.05		18/05/22 17:36:23	- -