

UKRAINIAN TRADED INDEX

ISIN: **AT0000A06400** WKN: -

Overview

2024/05/10 17:45:00

Price

37.12 EUR

Difference  -0.32% (-0.12)

General attributes

| | |
|----------------------|--------------|
| ISIN | AT0000A06400 |
| Symbol | - |
| Country | Ukraine |
| Instruments in index | 6 |
| Type of index | - |
| Security type | Index |



More information on countries & regions

[➤ Markets by Region](#)



Information about previous performance does not guarantee future performance.
Source: FactSet

Recent research

| on market | | |
|------------|---|---|
| Date | Headline | Download |
| 2024/05/07 |  Corporate Credit Monitor CEE |  |
| 2024/05/07 |  Corporate Credit Monitor CEE (DE) |  |
| 2024/05/06 |  Mixed data on retail sales and industrial output |  |
| 2024/04/29 |  Focus on GDP data and central bank meeting in Czec... |  |
| 2024/04/23 |  CEE Special Report Strong growth in CEE economie... |  |

Details

2024/05/10 17:45:00

Price

37.12 EUR

Difference

**-0.32%** (-0.12)

General attributes

ISIN AT0000A06400

Symbol -

Country Ukraine

Security type Index

Instruments in index 6

Market data

Open 37.24 EUR

High 37.38 EUR

Low 36.76 EUR

Close (prev. day) 37.24 EUR

Trading volume (m) -

Volume (pcs) -

Performance and Risk

| | 6m | 1y | 3y |
|-------------|--------|---------|---------|
| Perf (%) | -5.76% | -38.93% | -75.18% |
| Perf (abs.) | -2.27 | -23.66 | -112.42 |
| Beta | - | - | - |
| Volatility | 21.29 | 24.02 | 49.58 |



5y











Information about previous performance does not guarantee future performance.

Source: FactSet

Price data

| | |
|---|------------------------|
| Ø price 5 days Ø volume 5 days (pcs.) | 37.12 EUR (0) |
| Ø price 30 days Ø volume 30 days (pcs.) | 38.44 EUR (0) |
| Ø price 100 days Ø volume 100 days (pcs.) | 39.72 EUR (0) |
| Ø price 250 days Ø volume 250 days (pcs.) | 43.98 EUR (0) |
| YTD High date | 43.00 EUR (2024/01/31) |
| YTD Low date | 36.26 EUR (2024/04/25) |
| 52 Weeks High date | 61.43 EUR (2023/05/11) |
| 52 Weeks Low date | 36.26 EUR (2024/04/25) |

Composition

| Name  ISIN | Price | Diff %  Diff +/- | Performance  | Date Time | Turnover Pc.  Turnover Money  |
|--|-------|--|--|----------------------|--|
| AGROTON PUBLIC LIMITED EU... CY0101062111 | 4.36 | 1.87% 0.08 |  | 18/05/22 17:36:25 | - - |
| ASTARTA HOLDING PLC NL0000686509 | 23.40 | -4.49% -1.10 |  | 19/08/20 13:52:17 | 451 10,553.40 |
| COAL ENERGY SA USD0.01 LU0646112838 | 0.38 | -5.00% -0.02 |  | 18/05/17 18:04:47 | - - |
| IMC S.A. LU0607203980 | 1.76 | -0.56% -0.01 |  | 24/05/10 08:15:20 | - - |
| KSG AGRO SA USD0.01 LU0611262873 | 1.18 | 4.42% 0.05 |  | 18/05/22 17:36:23 | - - |
| OVOSTAR UNION PCL EUR0.01 NL0009805613 | 98.50 | 0.51% 0.50 |  | 18/05/21 17:59:27 | - - |