

UKRAINIAN TRADED INDEX

ISIN: **AT0000A06400** WKN: -

Overview

2024/04/30 17:45:00	
Price	36.81 EUR
Difference	▼ -0.97% (-0.36)
General attributes	
ISIN	AT0000A06400
Symbol	-
Country	Ukraine
Instruments in index	6
Type of index	-
Security type	Index
Market data	
Open	37.17 EUR
High	37.42 EUR
Low	36.64 EUR
Close (prev. day)	37.17 EUR
Trading volume (m)	-
Volume (pcs)	-
Futures and Options	
Related Futures	-
Related Options	-



Information about previous performance does not guarantee future performance.
Source: FactSet

Recent research

on market		
Date	Headline	Download
2024/04/29	Focus on GDP data and central bank meeting in Czec...	
2024/04/23	CEE Special Report Strong growth in CEE economie...	
2024/04/21	Hungarian central bank to cut rates further	
2024/04/18	CEE corporate bond rally	
2024/04/18	Die Rally bei CEE-Corporate Bonds	

Details

2024/04/30 17:45:00

Price

36.81 EUR

Difference

**-0.97%** (-0.36)

General attributes

ISIN AT0000A06400

Symbol -

Country Ukraine

Security type Index

Instruments in index 6

Market data

Open 37.17 EUR

High 37.42 EUR

Low 36.64 EUR

Close (prev. day) 37.17 EUR

Trading volume (m) -

Volume (pcs) -

Performance and Risk

	6m	1y	3y
Perf (%)	-7.23%	-33.00%	-74.13%
Perf (abs.)	-2.87	-18.13	-105.50
Beta	-	-	-
Volatility	21.16	24.43	49.62



5y










Information about previous performance does not guarantee future performance.

Source: FactSet

Price data

Ø price 5 days Ø volume 5 days (pcs.)	36.88 EUR (0)
Ø price 30 days Ø volume 30 days (pcs.)	39.24 EUR (0)
Ø price 100 days Ø volume 100 days (pcs.)	39.90 EUR (0)
Ø price 250 days Ø volume 250 days (pcs.)	44.58 EUR (0)
YTD High date	43.00 EUR (2024/01/31)
YTD Low date	36.26 EUR (2024/04/25)
52 Weeks High date	61.43 EUR (2023/05/11)
52 Weeks Low date	36.26 EUR (2024/04/25)

Composition

Name  ISIN	Price	Diff %  Diff +/-	Performance 	Date Time	Turnover Pc.  Turnover Money 
AGROTON PUBLIC LIMITED EU... CY0101062111	4.36	1.87% 0.08		18/05/22 17:36:25	- -
ASTARTA HOLDING PLC NL0000686509	23.40	-4.49% -1.10		19/08/20 13:52:17	451 10,553.40
COAL ENERGY SA USD0.01 LU0646112838	0.38	-5.00% -0.02		18/05/17 18:04:47	- -
IMC S.A. LU0607203980	2.11	21.97% 0.38		24/04/30 14:59:22	2,347 4,952.17
KSG AGRO SA USD0.01 LU0611262873	1.18	4.42% 0.05		18/05/22 17:36:23	- -
OVOSTAR UNION PCL EUR0.01 NL0009805613	98.50	0.51% 0.50		18/05/21 17:59:27	- -