

# UKRAINIAN TRADED INDEX

ISIN: **AT0000A06400** WKN: -

## Overview

2024/04/29 17:45:00

Price

**37.17** EUR

Difference  0.57% (0.21)

### General attributes

ISIN AT0000A06400

Symbol -

Country Ukraine

Instruments in index 6

Type of index -

Security type Index

### Market data

Open 36.99 EUR

High 37.30 EUR

Low 36.88 EUR

Close (prev. day) 36.96 EUR

Trading volume (m) -

Volume (pcs) -

### Futures and Options











Related Futures -

Related Options -



Information about previous performance does not guarantee future performance.  
Source: FactSet

### Recent research

on market		
Date	Headline	Download
2024/04/29	 Focus on GDP data and central bank meeting in Czec...	
2024/04/23	 CEE Special Report   Strong growth in CEE economie...	
2024/04/21	 Hungarian central bank to cut rates further	
2024/04/18	 CEE corporate bond rally	
2024/04/18	 Die Rally bei CEE-Corporate Bonds	

## Details

2024/04/29 17:45:00

Price

**37.17** EUR

Difference



0.57% (0.21)

### General attributes

ISIN AT0000A06400

Symbol -

Country Ukraine

Security type Index

Instruments in index 6

### Market data

Open 36.99 EUR

High 37.30 EUR

Low 36.88 EUR

Close (prev. day) 36.96 EUR

Trading volume (m) -

Volume (pcs) -

### Performance and Risk

	6m	1y	3y
Perf (%)	-6.51%	-32.34%	-74.05%
Perf (abs.)	-2.59	-17.77	-106.05
Beta	-	-	-
Volatility	21.12	24.47	49.64



5y










Information about previous performance does not guarantee future performance.

Source: FactSet

### Price data

Ø price 5 days   Ø volume 5 days (pcs.)	37.03 EUR (0)
Ø price 30 days   Ø volume 30 days (pcs.)	39.37 EUR (0)
Ø price 100 days   Ø volume 100 days (pcs.)	39.94 EUR (0)
Ø price 250 days   Ø volume 250 days (pcs.)	44.67 EUR (0)
YTD High   date	43.00 EUR (2024/01/31)
YTD Low   date	36.26 EUR (2024/04/25)
52 Weeks High   date	61.43 EUR (2023/05/11)
52 Weeks Low   date	36.26 EUR (2024/04/25)

## Composition

Name  ISIN	Price	Diff %  Diff +/-	Performance 	Date Time	Turnover Pc.  Turnover Money 
AGROTON PUBLIC LIMITED EU... CY0101062111	4.36	1.87% 0.08		18/05/22 17:36:25	- -
ASTARTA HOLDING PLC NL0000686509	23.40	-4.49% -1.10		19/08/20 13:52:17	451 10,553.40
COAL ENERGY SA USD0.01 LU0646112838	0.38	-5.00% -0.02		18/05/17 18:04:47	- -
IMC S.A. LU0607203980	1.73	-0.29% -0.01		24/04/29 16:29:32	- -
KSG AGRO SA USD0.01 LU0611262873	1.18	4.42% 0.05		18/05/22 17:36:23	- -
OVOSTAR UNION PCL EUR0.01 NL0009805613	98.50	0.51% 0.50		18/05/21 17:59:27	- -