

UKRAINIAN TRADED INDEX

ISIN: **AT0000A06400** WKN: -

Overview

2024/04/26 17:45:00

Price

36.96 EURDifference  1.71% (0.62)

General attributes

ISIN AT0000A06400

Symbol -

Country Ukraine

Instruments in index 6

Type of index -

Security type Index



More information on countries & regions

[➤ Markets by Region](#)

Information about previous performance does not guarantee future performance.
Source: FactSet

Recent research

on market		
Date	Headline	Download
2024/04/23	 CEE Special Report Strong growth in CEE economie...	
2024/04/21	 Hungarian central bank to cut rates further	
2024/04/18	 CEE corporate bond rally	
2024/04/18	 Die Rally bei CEE-Corporate Bonds	
2024/04/15	 Parliamentary elections in Croatia	

Details

2024/04/26 17:45:00

Price

36.96 EUR

Difference



1.71% (0.62)

General attributes

ISIN AT0000A06400

Symbol -

Country Ukraine

Security type Index

Instruments in index 6

Market data

Open 36.43 EUR

High 37.21 EUR

Low 36.35 EUR

Close (prev. day) 36.34 EUR

Trading volume (m) -

Volume (pcs) -

Performance and Risk

	6m	1y	3y
Perf (%)	-6.38%	-32.52%	-73.75%
Perf (abs.)	-2.52	-17.81	-103.86
Beta	-	-	-
Volatility	21.11	24.67	49.57



5y












Information about previous performance does not guarantee future performance.

Source: FactSet

Price data

Ø price 5 days Ø volume 5 days (pcs.)	37.29 EUR (0)
Ø price 30 days Ø volume 30 days (pcs.)	39.51 EUR (0)
Ø price 100 days Ø volume 100 days (pcs.)	39.98 EUR (0)
Ø price 250 days Ø volume 250 days (pcs.)	44.77 EUR (0)
YTD High date	43.00 EUR (2024/01/31)
YTD Low date	36.26 EUR (2024/04/25)
52 Weeks High date	61.43 EUR (2023/05/11)
52 Weeks Low date	36.26 EUR (2024/04/25)

Composition

Name  ISIN	Price	Diff %  Diff +/-	Performance 	Date Time	Turnover Pc.  Turnover Money 
AGROTON PUBLIC LIMITED EU... CY0101062111	4.36	1.87% 0.08		18/05/22 17:36:25	- -
ASTARTA HOLDING PLC NL0000686509	23.40	-4.49% -1.10		19/08/20 13:52:17	451 10,553.40
COAL ENERGY SA USD0.01 LU0646112838	0.38	-5.00% -0.02		18/05/17 18:04:47	- -
IMC S.A. LU0607203980	1.735	3.89% 0.07		24/04/26 16:15:05	- -
KSG AGRO SA USD0.01 LU0611262873	1.18	4.42% 0.05		18/05/22 17:36:23	- -
OVOSTAR UNION PCL EUR0.01 NL0009805613	98.50	0.51% 0.50		18/05/21 17:59:27	- -