

INDRA SISTEMAS S.A. CLASS A

ISIN: **ES0118594417** WKN: -

Overview

2022/08/19 17:38:00

Price
8.405 EURDifference  -1.29% (-0.11)

General attributes

ISIN	ES0118594417
Symbol	IDR
Exchange	BME Continuous Market
Currency	EUR
Sector	Software
Security type	Stock
Market cap (m)	1,483 EUR
Benchmark	IBEX 35

Market data

Bid (Bid size)	-
Ask (Ask size)	-
Open	8.53 EUR
High	8.53 EUR
Low	8.405 EUR
Close (prev. day)	8.515 EUR
VWAP	8.450693 EUR
Volume (pcs)	285,279
Trading volume	2,410,805.97
Number of trades	763
Last size	-

Futures and Options











Related Futures	30
Related Options	-

5y



Information about previous performance does not guarantee future performance.
Source: FactSet

Recent research

on sector		on market	
Date		Headline	Download
2022/08/19		Equity Weekly	
2022/08/18		Global Equity Ratings	
2022/08/18		Aktienempfehlungen Global	
2022/08/08		Global Equity Ratings	
2022/08/08		Aktienempfehlungen Global	

Details

2022/08/19 17:38:00

Price

8.405 EUR

Difference  -1.29% (-0.11)

General attributes

ISIN	ES0118594417
Symbol	IDR
Exchange	BME Continuous Market
Currency	EUR
Sector	Software
Security type	Stock
Market cap (m)	1,483 EUR
Benchmark	IBEX 35

Market data

Bid (Bid size)	-
Ask (Ask size)	-
Open	8.53 EUR
High	8.53 EUR
Low	8.405 EUR
Close (prev. day)	8.515 EUR
VWAP	8.450693 EUR
Volume (pcs)	285,279
Trading volume	2,410,805.97
Number of trades	763
Last size	-

Performance and Risk

	6m	1y	3y
Perf (%)	-7.28%	-4.49%	+21.55%
Perf (abs.)	-0.66	-0.40	+1.49
Beta	0.55	0.65	0.89
Volatility	48.03	41.03	41.34

5y



Information about previous performance does not guarantee future performance.
Source: FactSet

Price data

Ø price 5 days Ø volume 5 days (pcs.)	8.494 EUR (406,513)
Ø price 30 days Ø volume 30 days (pcs.)	8.895 EUR (565,030)
Ø price 100 days Ø volume 100 days (pcs.)	9.447 EUR (1,080,293)
Ø price 250 days Ø volume 250 days (pcs.)	9.531 EUR (901,587)
YTD High date	11.030 EUR (2022/06/09)
YTD Low date	7.950 EUR (2022/06/24)
52 Weeks High date	11.100 EUR (2021/11/12)
52 Weeks Low date	7.950 EUR (2022/06/24)

Arbitrage views

Exchange 	Date	Time	Price	Trading volume (mio.)	Number of trades
Vienna Stock Exchange	2022/08/19	17:32	8.415 EUR	0.00	2
Tradegate	2022/08/19	22:02	8.40 EUR	0.00	1
Stuttgart	2022/08/19	08:07	8.47 EUR	0.00	3
Munich	2022/08/19	08:05	8.52 EUR	0.00	1
London Stock Exchange	2022/	17:30	8.4925 EUR	0.00	2

European Trade Reporting	08/19					
Frankfurt	2022/ 08/19	08:03	8.46 EUR	0.00		1
FINRA other OTC Issues	2022/ 06/28	18:23	9.50 USD	0.01		1
Duesseldorf	2022/ 08/19	21:00	8.355 EUR	0.00		10
Berlin	2022/ 08/19	08:06	8.465 EUR	0.00		1
BME Continuous Market	2022/ 08/19	17:38	8.405 EUR	2.41		763

Company profile

Company Logo



Contact Details

INDRA SISTEMAS SA

--

Telefon: -

Fax: -

E-mail: -

Company Profile

-

Members of Management Board

Cristina Ruiz Chairman of Managing Board

Ignacio Mataix Chairman of Managing Board

Board of directors

Marc Murtra Chairman of Supervisory Board

Miguel Sebastian Gascon Member of Supervisory Board

Ana de Pro Gonzalo Member of Supervisory Board

Antonio Cuevas Delgado Member of Supervisory Board

Carmen Aquerreta Ferraz Member of Supervisory Board

Enrique de Leyva Pérez Member of Supervisory Board

Francisco Javier Garcia Sanz Member of Supervisory Board

Ignacio Martín San Vicente Member of Supervisory Board

Louis Abril Mazuelas Member of Supervisory Board

Santos Martínez-Conde Gutiérrez Member of Supervisory Board