

# HDAX PERFORMANCE-INDEX

ISIN: **DE0008469016** WKN: -

## Overview

2024/10/18 17:50:00	
<b>Price</b>	<b>10,387.58</b> EUR
<b>Difference</b>	<span style="color: green;">▲</span> 0.39% (40.23)
<b>General attributes</b>	
ISIN	DE0008469016
Symbol	HDAX
Country	Germany
Instruments in index	103
Type of index	Performance Index
Security type	Index
<b>Market data</b>	
Open	10,334.41 EUR
High	10,393.93 EUR
Low	10,334.41 EUR
Close (prev. day)	10,347.35 EUR
Trading volume (m)	-
Volume (pcs)	-



Information about previous performance does not guarantee future performance.  
Source: FactSet

### Top 5

Name	Price	+ - (%)	Trend
THYSSENKRU...	3.465	+9.13	<span style="color: green;">▲</span>
DAIMLER TR...	37.80	+6.60	<span style="color: green;">▲</span>
CARL ZEISS...	64.80	+4.85	<span style="color: green;">▲</span>
EVOTEC AG	5.805	+4.22	<span style="color: green;">▲</span>
TRATON SE	346.00	+4.09	<span style="color: green;">▲</span>

Intraday 1w 1m 6m 1y 3y

### Flop 5

Name	Price	+ - (%)	Trend
SUSS MICRO...	54.20	-13.56	<span style="color: red;">▼</span>
NAGARRO SE	93.05	-2.16	<span style="color: red;">▼</span>
ZALANDO SE	29.91	-1.81	<span style="color: red;">▼</span>
COMMERZBAN...	16.59	-1.37	<span style="color: red;">▼</span>
GEA GROUP ...	47.00	-1.34	<span style="color: red;">▼</span>

Intraday 1w 1m 6m 1y 3y

### Recent research

on market			
Date		Headline	Download
2024/10/17		ECB cuts further	<a href="#">Download</a>
2024/10/17		EZB senkt weiter	<a href="#">Download</a>
2024/10/17		Week Ahead	<a href="#">Download</a>
2024/10/17		Wochenausblick	<a href="#">Download</a>
2024/10/16		Credit Markets Weekly	<a href="#">Download</a>

**Futures and Options**

**Related Futures** -

**Related Options** -

## Details

2024/10/18 17:50:00

Price

**10,387.58** EUR

Difference ▲ 0.39% (40.23)

### General attributes

ISIN	DE0008469016
Symbol	HDAX
Country	Germany
Security type	Index
Instruments in index	103

### Market data

Open	10,334.41 EUR
High	10,393.93 EUR
Low	10,334.41 EUR
Close (prev. day)	10,347.35 EUR
Trading volume (m)	-
Volume (pcs)	-

### Performance and Risk

	6m	1y	3y
Perf (%)	+9.13%	+27.81%	+20.48%
Perf (abs.)	+868.61	+2,260.19	+1,766.03
Beta	-	-	-
Volatility	13.04	11.65	17.30



Information about previous performance does not guarantee future performance.  
Source: FactSet

### Price data

Ø price 5 days   Ø volume 5 days (pcs.)	10,320.04 EUR (0)
Ø price 30 days   Ø volume 30 days (pcs.)	10,060.34 EUR (0)
Ø price 100 days   Ø volume 100 days (pcs.)	9,809.94 EUR (0)
Ø price 250 days   Ø volume 250 days (pcs.)	9,450.13 EUR (0)
YTD High   date	10,393.93 EUR (2024/10/18)
YTD Low   date	8,752.54 EUR (2024/01/17)
52 Weeks High   date	10,393.93 EUR (2024/10/18)
52 Weeks Low   date	7,873.99 EUR (2023/10/23)

## Composition

Name  ISIN	Price	Diff %  Diff +/-	Performance 	Date Time	Turnover Pc.  Turnover Money 
1&1 AG DE0005545503	14.52	0.83% 0.12		24/10/18 17:35:25	83,318 1,208,831.04
ADIDAS AG DE000A1EWWWO	227.90	1.15% 2.60		24/10/18 17:40:51	414,595 94,864,981.90
AIRBUS SE NL0000235190	139.62	-1.10% -1.56		24/10/18 17:39:43	283,849 39,776,696.26
AIXTRON SE DE000A0WMPJ6	14.78	1.51% 0.22		24/10/18 17:39:08	672,029 9,982,763.15
ALLIANZ SE DE0008404005	304.30	0.50% 1.50		24/10/18 17:37:03	559,802 170,017,972.50
AROUNDTOWN SA LU1673108939	3.006	-0.40% -0.01		24/10/18 17:35:13	1,004,365 3,022,684.92
ATOSS SOFTWARE SE DE0005104400	135.80	-1.16% -1.60		24/10/18 17:35:12	6,798 927,354.60
AURUBIS AG DE0006766504	67.75	1.04% 0.70		24/10/18 17:35:02	171,022 11,626,565.10
BASF SE DE000BASF111	46.99	1.70% 0.79		24/10/18 17:35:11	2,914,931 136,772,920.85
BAYER AG DE000BAY0017	26.375	-0.47% -0.13		24/10/18 17:39:31	2,181,214 57,743,372.74
BAYERISCHE MOTOREN WERKE ... DE0005190003	75.10	0.45% 0.34		24/10/18 17:39:44	964,531 72,781,045.34
BECHTLE AG DE0005158703	36.50	0.39% 0.14		24/10/18 17:35:28	142,264 5,211,013.90
BEFESA S.A. LU1704650164	24.50	0.82% 0.20		24/10/18 17:35:17	51,338 1,260,991.88
BEIERSDORF AG DE0005200000	131.80	-0.08% -0.10		24/10/18 17:38:38	250,592 32,927,772.20
BILFINGER SE DE0005909006	50.60	-0.78% -0.40		24/10/18 17:36:56	39,917 2,033,526.30
BRENTAG SE DE000A1DAHHO	64.28	0.66% 0.42		24/10/18 17:39:09	253,046 16,305,824.10
CANCOM SE DE0005419105	26.10	0.93% 0.24		24/10/18 17:35:13	52,982 1,387,942.46
CARL ZEISS MEDITEC AG DE0005313704	64.80	4.85% 3.00		24/10/18 17:35:06	249,826 16,080,162.40
COMMERZBANK AG DE000CBK1001	16.59	-1.37% -0.23		24/10/18 17:35:24	6,094,669 101,459,735.58
COMPUGROUP MEDICAL SE & C... DE000A288904	13.87	2.89% 0.39		24/10/18 17:35:19	126,332 1,753,913.76
CONTINENTAL AG DE0005439004	60.44	3.71% 2.16		24/10/18 17:35:46	603,916 36,416,766.32
COVESTRO AG DE0006062144	58.44	0.17% 0.10		24/10/18 17:36:35	446,143 26,063,190.28
CTS EVENTIM AG & CO. KGAA DE0005470306	98.60	-1.20% -1.20		24/10/18 17:35:07	62,578 6,185,702.95























HDAX PERFORMANCE-INDEX

DAIMLER TRUCK HOLDING AG DE000DTR0CK8	37.80	6.60% 2.34		24/10/18 17:36:48	2,830,812 106,239,082.14
DELIVERY HERO SE DE000A2E4K43	38.66	3.56% 1.33		24/10/18 17:43:47	435,902 16,742,748.99
DEUTSCHE BANK AG DE0005140008	16.208	0.33% 0.05		24/10/18 17:38:18	7,572,858 122,784,985.82
DEUTSCHE BOERSE AG DE0005810055	218.00	-0.09% -0.20		24/10/18 17:42:14	245,020 53,262,038.30
DEUTSCHE LUFTHANSA AG DE0008232125	6.766	-0.32% -0.02		24/10/18 17:38:43	3,655,013 24,810,680.05
DEUTSCHE POST AG DE0005552004	38.00	0.29% 0.11		24/10/18 17:44:34	1,562,873 59,331,584.81
DEUTSCHE TELEKOM AG DE0005557508	28.28	0.28% 0.08		24/10/18 17:37:00	5,006,694 140,987,832.78
DR. ING. H.C. F. PORSCHE ... DE000PAG9113	67.32	1.05% 0.70		24/10/18 17:35:01	690,549 46,915,378.70
E.ON SE DE000ENAG999	13.025	-0.42% -0.06		24/10/18 17:40:11	5,474,451 71,159,630.72
ECKERT & ZIEGLER SE DE0005659700	44.44	4.07% 1.74		24/10/18 17:35:46	70,827 3,118,559.00
ELMOS SEMICONDUCTOR SE DE0005677108	64.20	-0.77% -0.50		24/10/18 17:37:45	8,148 527,023.90
ENERGIEKONTOR AG DE0005313506	50.70	-0.98% -0.50		24/10/18 17:35:20	14,899 759,393.50
EVONIK INDUSTRIES AG DE000EVNK013	21.07	-0.61% -0.13		24/10/18 17:39:08	632,246 13,332,859.14
EVOTEC AG DE0005664809	5.805	4.22% 0.24		24/10/18 17:35:00	1,108,936 6,418,670.69
FRAPORT AG DE0005773303	49.02	0.78% 0.38		24/10/18 17:39:08	111,011 5,435,861.82
FREENET AG DE000A0Z2ZZ5	28.02	-0.50% -0.14		24/10/18 17:35:27	269,575 7,537,886.92
FRESENIUS MEDICAL DE0005785802	37.77	1.72% 0.64		24/10/18 17:37:07	254,555 9,593,211.49
FRESENIUS SE & CO. KGAA DE0005785604	33.45	0.30% 0.10		24/10/18 17:35:46	614,744 20,506,056.92
FUCHS SE VZ. DE000A3E5D64	43.28	0.74% 0.32		24/10/18 17:35:08	61,654 2,665,258.46
GEA GROUP AG DE0006602006	47.00	-1.34% -0.64		24/10/18 17:37:26	234,183 11,017,827.80
GERRESHEIMER AG DE000A0LD6E6	84.85	-1.22% -1.05		24/10/18 17:36:08	109,791 9,327,956.45
HANNOVER RUECK SE DE0008402215	257.70	0.90% 2.30		24/10/18 17:35:04	87,709 22,561,654.70
HEIDELBERG MATERIALS AG DE0006047004	98.70	0.53% 0.52		24/10/18 17:39:09	220,289 21,718,094.32
HELLA GMBH & CO KGAA DE000A13SX22	87.90	0.92% 0.80		24/10/18 17:35:17	4,455 390,753.70
HELLOFRESH SE DE000A161408	8.58	-1.08% -0.09		24/10/18 17:41:48	1,347,920 11,556,393.32
HENKEL AG & CO KGAA VZ DE0006048432	84.84	-0.19% -0.16		24/10/18 17:35:15	247,249 20,988,545.48
HENSOLDT AG NPV DE000HAG0005	30.04	0.87% 0.26		24/10/18 17:35:17	132,586 3,980,005.08
HOCHTIEF AG	117.50	1.21%		24/10/18	32,414

HDAX PERFORMANCE-INDEX

DE0006070006		1.40		17:43:25	3,797,519.70
HUGO BOSS AG DE000A1PHFF7	42.39	3.09% 1.27		24/10/18 17:35:14	268,066 11,363,567.60
HYPOPORT SE DE0005493365	287.80	-0.42% -1.20		24/10/18 17:35:00	4,836 1,397,506.40
INFINEON TECHNOLOGIES AG DE0006231004	30.765	-0.39% -0.12		24/10/18 17:40:22	3,373,247 104,713,584.99
JENOPTIK AG DE000A2NB601	23.84	0.51% 0.12		24/10/18 17:35:09	393,851 9,496,553.88
JUNGHEINRICH AG VZ DE0006219934	25.64	1.83% 0.46		24/10/18 17:35:24	43,122 1,107,508.20
K+S AG DE000KSAG888	11.00	3.09% 0.33		24/10/18 17:36:22	1,010,148 11,090,386.01
KION GROUP AG DE000KGX8881	36.04	1.84% 0.65		24/10/18 17:39:09	131,062 4,741,306.93
KNORR-BREMSE AG DE000KBX1006	81.50	-0.49% -0.40		24/10/18 17:39:09	117,546 9,589,375.15
KONTRON AG AT0000A0E9W5	16.51	-0.18% -0.03		24/10/18 17:35:07	190,646 3,164,895.26
KRONES AG DE0006335003	125.60	0.16% 0.20		24/10/18 17:39:10	11,362 1,428,612.40
LANXESS AG DE0005470405	29.62	1.72% 0.50		24/10/18 17:35:24	282,597 8,354,914.95
LEG IMMOBILIEN SE DE000LEG1110	92.60	-0.69% -0.64		24/10/18 17:35:19	83,027 7,684,088.98
MERCEDES-BENZ GROUP AG DE0007100000	57.30	0.70% 0.40		24/10/18 17:39:14	2,523,894 145,192,047.30
MERCK KGAA DE0006599905	164.70	-0.69% -1.15		24/10/18 17:35:10	227,727 37,561,954.60
MTU AERO ENGINES AG DE000A0D9PT0	311.00	-0.54% -1.70		24/10/18 17:42:48	123,795 38,482,701.70
MÜNCHENER RÜCKVERSICHERUN... DE0008430026	505.20	0.16% 0.80		24/10/18 17:39:09	171,015 86,119,908.00
NAGARRO SE DE000A3H2200	93.05	-2.16% -2.05		24/10/18 17:35:29	68,383 6,441,480.25
NEMETSCHKE SE DE0006452907	101.50	1.30% 1.30		24/10/18 17:39:08	71,376 7,227,448.05
NORDEX SE DE000A0D6554	13.17	-0.15% -0.02		24/10/18 17:35:47	1,008,103 13,324,923.13
PNE AG DE000A0JBPG2	12.10	0.00% 0.00		24/10/18 17:35:11	24,916 301,426.28
PORSCHE AUTO HL SE DE000PAH0038	40.24	1.44% 0.57		24/10/18 17:36:23	798,235 32,233,928.40
PUMA SE DE0006969603	39.37	0.69% 0.27		24/10/18 17:38:03	447,438 17,658,389.74
QIAGEN NV NL0015001WM6	39.38	-0.40% -0.16		24/10/18 17:39:59	733,035 28,898,868.97
RATIONAL AG DE0007010803	933.50	0.59% 5.50		24/10/18 17:35:19	4,257 3,966,501.00
REDCARE PHARMACY NV NL0012044747	144.70	-0.21% -0.30		24/10/18 17:35:01	44,965 6,476,617.40
RHEINMETALL AG DE0007030009	488.10	0.37% 1.80		24/10/18 17:39:42	154,208 75,014,454.50
RTL GROUP S.A. LU0061462528	30.40	0.33% 0.10		24/10/18 17:35:11	60,564 1,849,917.65

HDAX PERFORMANCE-INDEX

RWE AG DE0007037129	31.49	-0.13% -0.04		24/10/18 17:39:09	1,521,920 47,828,613.47
SAP SE DE0007164600	212.85	0.59% 1.25		24/10/18 17:44:11	1,221,882 258,768,151.50
SARTORIUS AG VZ DE0007165631	266.20	0.00% 0.00		24/10/18 17:35:20	122,811 32,884,760.70
SCHOTT PHARMA AG & CO. KG... DE000A3ENQ51	31.08	1.17% 0.36		24/10/18 17:35:25	25,284 785,723.20
SCOUT24 SE NPV DE000A12DM80	80.50	0.63% 0.50		24/10/18 17:35:23	86,648 6,970,605.50
SIEMENS AG DE0007236101	185.60	0.72% 1.32		24/10/18 17:43:00	945,692 175,234,666.14
SIEMENS ENERGY AG DE000ENER6Y0	36.52	0.11% 0.04		24/10/18 17:35:25	2,103,181 76,113,310.42
SIEMENS HEALTHINEERS AG DE000SHL1006	52.44	1.20% 0.62		24/10/18 17:35:06	516,635 27,068,235.96
SILTRONIC AG DE000WAF3001	60.15	0.59% 0.35		24/10/18 17:35:08	39,821 2,417,274.55
SMA SOLAR TECHNOLOGY AG DE000A0DJ6J9	14.91	-0.86% -0.13		24/10/18 17:35:14	145,133 2,193,461.71
STABILUS SE DE000STAB1L8	37.25	3.19% 1.15		24/10/18 17:35:06	22,180 823,107.05
STROEER SE & CO KGAA DE0007493991	57.65	1.41% 0.80		24/10/18 17:35:10	23,259 1,339,247.50
SUSS MICROTEC SE DE000A1K0235	54.20	-13.56% -8.50		24/10/18 17:37:44	459,455 25,543,718.20
SYMRISE AG DE000SYM9999	118.45	-0.25% -0.30		24/10/18 17:35:25	184,731 21,872,132.10
TAG IMMOBILIEN AG DE0008303504	16.21	-0.86% -0.14		24/10/18 17:39:08	234,108 3,796,361.61
TALANX AG DE000TLX1005	76.45	0.33% 0.25		24/10/18 17:35:09	43,571 3,330,947.10
TEAMVIEWER AG DE000A2YN900	12.515	1.38% 0.17		24/10/18 17:35:07	1,124,280 14,064,059.01
THYSSENKRUPP AG DE0007500001	3.465	9.13% 0.29		24/10/18 17:43:59	7,960,689 27,067,365.10
TRATON SE DE000TRAT0N7	30.55	4.09% 1.20		24/10/18 17:35:27	150,355 4,549,477.20
TUI AG DE000TUAG505	7.352	0.03% 0.00		24/10/18 17:35:06	3,222,366 23,632,803.01
UNITED INTERNET AG DE0005089031	19.79	1.75% 0.34		24/10/18 17:35:04	113,242 2,230,951.09
VOLKSWAGEN AG VZ DE0007664039	91.92	1.39% 1.26		24/10/18 17:37:53	910,726 83,941,947.80