

HDAX PERFORMANCE-INDEX

ISIN: **DE0008469016** WKN: -

Overview

2024/09/13 17:50:00	
Price	9,867.44 EUR
Difference	▲ 1.01% (98.96)
General attributes	
ISIN	DE0008469016
Symbol	HDAX
Country	Germany
Instruments in index	102
Type of index	Performance Index
Security type	Index
Market data	
Open	9,786.88 EUR
High	9,882.32 EUR
Low	9,780.46 EUR
Close (prev. day)	9,768.48 EUR
Trading volume (m)	-
Volume (pcs)	-



Information about previous performance does not guarantee future performance.
Source: FactSet

Top 5

Name	Price	+ - (%)	Trend
ZALANDO SE	23.55	+10.30	▲
SIEMENS EN...	29.21	+9.44	▲
THYSSENKRU...	2.976	+5.49	▲
PNE AG	11.76	+5.19	▲
HELLOFRESH...	8.032	+4.75	▲

Intraday 1w 1m 6m 1y 3y

Flop 5

Name	Price	+ - (%)	Trend
GERRESHEIM...	100.40	-2.52	▼
SILTRONIC ...	68.00	-1.16	▼
DEUTSCHE P...	39.81	-1.02	▼
ENCAVIS AG	17.06	-0.47	↔
ELMOS SEMI...	66.60	-0.45	↔

Intraday 1w 1m 6m 1y 3y

Recent research

on market		
Date	Headline	Download
2024/09/13	Week Ahead	Download
2024/09/13	Wochenausblick	Download
2024/09/12	ECB cuts further	Download
2024/09/12	EZB senkt weiter	Download
2024/09/11	EU Green Deal - a lot of work awaits Europe	Download

Futures and Options

Related Futures -

Related Options -

Details

2024/09/13 17:50:00

Price

9,867.44 EUR

Difference



1.01% (98.96)

General attributes

ISIN DE0008469016

Symbol HDAX

Country Germany

Security type Index

Instruments in index 102

Market data

Open 9,786.88 EUR

High 9,882.32 EUR

Low 9,780.46 EUR

Close (prev. day) 9,768.48 EUR

Trading volume (m) -

Volume (pcs) -

Performance and Risk

	6m	1y	3y
Perf (%)	+2.92%	+16.35%	+12.42%
Perf (abs.)	+279.49	+1,386.34	+1,089.92
Beta	-	-	-
Volatility	12.74	11.85	17.41

5y



Information about previous performance does not guarantee future performance.

Source: FactSet

Price data

Ø price 5 days Ø volume 5 days (pcs.)	9,740.83 EUR (0)
Ø price 30 days Ø volume 30 days (pcs.)	9,666.02 EUR (0)
Ø price 100 days Ø volume 100 days (pcs.)	9,746.78 EUR (0)
Ø price 250 days Ø volume 250 days (pcs.)	9,255.67 EUR (0)
YTD High date	10,075.24 EUR (2024/05/15)
YTD Low date	8,752.54 EUR (2024/01/17)
52 Weeks High date	10,075.24 EUR (2024/05/15)
52 Weeks Low date	7,873.99 EUR (2023/10/23)

Composition

Name ISIN	Price	Diff % Diff +/-	Performance	Date Time	Turnover Pc. Turnover Money
1&1 AG DE0005545503	13.48	0.30% 0.04		24/09/13 17:35:08	27,559 372,964.96
ADIDAS AG DE000A1EWWW0	218.50	0.00% 0.00		24/09/13 17:35:09	294,596 64,444,400.40
AIRBUS SE NL0000235190	130.56	0.05% 0.06		24/09/13 17:35:25	254,376 33,148,829.10
AIXTRON SE DE000A0WMPJ6	16.21	2.82% 0.45		24/09/13 17:35:25	959,024 15,418,030.64
ALLIANZ SE DE0008404005	286.60	0.67% 1.90		24/09/13 17:35:29	488,754 139,878,276.80
AROUNDTOWN SA LU1673108939	2.731	1.90% 0.05		24/09/13 17:44:27	3,258,337 8,820,858.73
ATOSS SOFTWARE SE DE0005104400	118.20	0.00% 0.00		24/09/13 17:35:04	9,383 1,107,899.20
AURUBIS AG DE0006766504	67.35	1.28% 0.85		24/09/13 17:35:02	97,076 6,541,454.70
BASF SE DE000BASF111	43.60	2.11% 0.90		24/09/13 17:35:11	2,023,882 87,948,818.93
BAYER AG DE000BAY0017	26.98	0.71% 0.19		24/09/13 17:35:10	2,262,534 61,086,837.27
BAYERISCHE MOTOREN WERKE ... DE0005190003	73.32	2.75% 1.96		24/09/13 17:35:08	1,291,278 94,414,957.06
BECHTLE AG DE0005158703	37.14	0.65% 0.24		24/09/13 17:35:04	79,754 2,959,449.80
BEFESA S.A. LU1704650164	24.40	0.91% 0.22		24/09/13 17:35:15	83,304 2,028,541.28
BEIERSDORF AG DE0005200000	126.80	0.16% 0.20		24/09/13 17:35:09	140,183 17,745,071.30
BILFINGER SE DE0005909006	45.85	-0.33% -0.15		24/09/13 17:35:29	21,851 1,000,245.35
BRENTAG SE DE000A1DAH0	64.88	0.81% 0.52		24/09/13 17:35:21	144,059 9,345,795.46
CANCOM SE DE0005419105	27.78	1.02% 0.28		24/09/13 17:35:10	29,668 823,007.08
CARL ZEISS MEDITEC AG DE0005313704	55.85	0.18% 0.10		24/09/13 17:35:17	277,445 15,509,979.75
COMMERZBANK AG DE000CBK1001	15.625	4.17% 0.63		24/09/13 17:44:30	13,130,738 202,933,612.94
COMPUGROUP MEDICAL SE & C... DE000A288904	14.09	2.40% 0.33		24/09/13 17:35:26	131,532 1,843,172.55
CONTINENTAL AG DE0005439004	53.62	3.31% 1.72		24/09/13 17:35:23	513,444 27,466,289.08
COVESTRO AG DE0006062144	56.36	0.71% 0.40		24/09/13 17:35:21	334,187 18,772,959.34
CTS EVENTIM AG & CO. KGAA DE0005470306	86.90	-0.34% -0.30		24/09/13 17:35:18	75,410 6,558,714.75























HDAX PERFORMANCE-INDEX

DAIMLER TRUCK HOLDING AG DE000DTR0CK8	31.07	2.10% 0.64		24/09/13 17:40:54	1,011,663 31,311,060.14
DELIVERY HERO SE DE000A2E4K43	28.26	1.84% 0.51		24/09/13 17:35:08	398,903 11,158,377.74
DEUTSCHE BANK AG DE0005140008	14.628	2.44% 0.35		24/09/13 17:36:11	5,236,736 76,053,403.80
DEUTSCHE BOERSE AG DE0005810055	208.80	0.34% 0.70		24/09/13 17:35:23	221,518 46,194,995.80
DEUTSCHE LUFTHANSA AG DE0008232125	5.884	1.66% 0.10		24/09/13 17:42:39	4,562,137 26,823,498.90
DEUTSCHE POST AG DE0005552004	39.81	-1.02% -0.41		24/09/13 17:40:07	2,660,873 106,485,163.82
DEUTSCHE TELEKOM AG DE0005557508	26.82	0.94% 0.25		24/09/13 17:35:18	5,148,537 137,820,549.03
DR. ING. H.C. F. PORSCHE ... DE000PAG9113	67.08	2.07% 1.36		24/09/13 17:36:28	602,254 40,400,250.42
E.ON SE DE000ENAG999	13.54	1.27% 0.17		24/09/13 17:40:44	4,526,678 61,254,072.64
ECKERT & ZIEGLER SE DE0005659700	41.30	2.38% 0.96		24/09/13 17:35:22	12,723 524,126.84
ELMOS SEMICONDUCTOR SE DE0005677108	66.60	-0.45% -0.30		24/09/13 17:35:06	20,556 1,354,600.10
ENCAVIS AG DE0006095003	17.06	-0.47% -0.08		24/09/13 17:35:09	41,707 711,962.52
ENERGIEKONTOR AG DE0005313506	56.20	0.90% 0.50		24/09/13 17:35:01	10,256 575,489.20
EVONIK INDUSTRIES AG DE000EVNK013	19.98	0.93% 0.19		24/09/13 17:35:03	620,372 12,395,339.36
EVOTEC AG DE0005664809	6.295	4.31% 0.26		24/09/13 17:35:15	801,059 4,972,545.83
FRAPORT AG DE0005773303	47.48	1.24% 0.58		24/09/13 17:35:26	91,568 4,340,255.72
FREENET AG DE000A0Z2ZZ5	26.52	0.61% 0.16		24/09/13 17:35:13	133,530 3,541,843.00
FRESENIUS MEDICAL DE0005785802	37.69	3.86% 1.40		24/09/13 17:36:39	496,938 18,698,487.43
FRESENIUS SE & CO. KGAA DE0005785604	34.51	2.43% 0.82		24/09/13 17:35:26	1,748,951 60,675,428.09
FUCHS SE VZ. DE000A3E5D64	38.92	0.99% 0.38		24/09/13 17:35:20	66,514 2,578,724.66
GEA GROUP AG DE0006602006	42.32	-0.05% -0.02		24/09/13 17:35:27	199,658 8,452,559.68
GERRESHEIMER AG DE000A0LD6E6	100.40	-2.52% -2.60		24/09/13 17:38:41	129,937 13,176,271.50
HANNOVER RUECK SE DE0008402215	254.60	0.71% 1.80		24/09/13 17:35:10	73,309 18,630,342.80
HEIDELBERG MATERIALS AG DE0006047004	93.08	0.85% 0.78		24/09/13 17:38:56	258,274 24,050,104.98
HELLA GMBH & CO KGAA DE000A13SX22	88.10	0.23% 0.20		24/09/13 17:35:19	4,589 404,219.70
HELLOFRESH SE DE000A161408	8.032	4.75% 0.36		24/09/13 17:43:20	1,854,531 14,711,607.09
HENKEL AG & CO KGAA VZ DE0006048432	80.38	0.32% 0.26		24/09/13 17:35:12	564,565 45,278,625.10
HENSOLDT AG NPV	30.58	0.00%		24/09/13	110,001

HDAX PERFORMANCE-INDEX

DE000HAG0005		0.00		17:35:26	3,360,007.00
HOCHTIEF AG DE0006070006	107.60	0.75% 0.80		24/09/13 17:35:22	37,359 4,026,215.20
HUGO BOSS AG DE000A1PHFF7	36.17	4.63% 1.60		24/09/13 17:35:15	419,402 15,037,246.79
INFINEON TECHNOLOGIES AG DE0006231004	29.825	1.95% 0.57		24/09/13 17:38:06	3,065,354 90,896,763.00
JENOPTIK AG DE000A2NB601	27.16	0.97% 0.26		24/09/13 17:35:05	38,955 1,061,059.44
JUNGHEINRICH AG VZ DE0006219934	26.14	1.95% 0.50		24/09/13 17:35:11	108,467 2,832,156.80
K+S AG DE000KSAG888	10.56	2.33% 0.24		24/09/13 17:35:21	882,669 9,331,907.54
KION GROUP AG DE000KGX8881	32.19	2.35% 0.74		24/09/13 17:35:09	149,882 4,816,983.94
KNORR-BREMSE AG DE000KBX1006	74.30	0.95% 0.70		24/09/13 17:35:21	199,397 14,816,971.50
KONTRON AG AT0000A0E9W5	16.24	0.43% 0.07		24/09/13 17:35:16	55,716 904,392.87
KRONES AG DE0006335003	122.00	0.66% 0.80		24/09/13 17:35:28	7,131 870,465.80
LANXESS AG DE0005470405	25.38	3.30% 0.81		24/09/13 17:39:11	285,496 7,224,204.50
LEG IMMOBILIEN SE DE000LEG1110	93.60	0.99% 0.92		24/09/13 17:35:22	235,010 21,980,430.68
MERCEDES-BENZ GROUP AG DE0007100000	56.74	1.92% 1.07		24/09/13 17:35:15	2,445,525 138,630,779.79
MERCK KGAA DE0006599905	168.20	-0.21% -0.35		24/09/13 17:35:03	231,330 38,974,506.35
MTU AERO ENGINES AG DE000A0D9PT0	279.20	1.38% 3.80		24/09/13 17:35:25	78,206 21,766,179.30
MÜNCHENER RÜCKVERSICHERUN... DE0008430026	485.70	0.46% 2.20		24/09/13 17:35:13	194,613 94,318,448.30
NAGARRO SE DE000A3H2200	74.70	3.32% 2.40		24/09/13 17:35:08	9,740 724,381.20
NEMETSCHKE SE DE0006452907	89.35	0.11% 0.10		24/09/13 17:35:05	40,145 3,579,744.85
NORDEX SE DE000A0D6554	14.84	4.21% 0.60		24/09/13 17:37:28	704,229 10,401,786.68
PNE AG DE000A0JBPG2	11.76	5.19% 0.58		24/09/13 17:35:18	18,154 210,834.36
PORSCHE AUTO HL SE DE000PAH0038	39.79	2.53% 0.98		24/09/13 17:35:21	1,051,427 41,779,269.43
PUMA SE DE0006969603	38.30	1.03% 0.39		24/09/13 17:35:24	463,123 17,729,908.38
QIAGEN NV NL0015001WM6	41.52	1.22% 0.50		24/09/13 17:40:57	278,369 11,524,024.96
RATIONAL AG DE0007010803	889.00	1.66% 14.50		24/09/13 17:35:20	5,577 4,944,430.50
REDCARE PHARMACY NV NL0012044747	122.10	-0.25% -0.30		24/09/13 17:35:22	35,218 4,317,037.10
RHEINMETALL AG DE0007030009	521.00	-0.15% -0.80		24/09/13 17:39:53	119,587 62,068,949.20
RTL GROUP S.A. LU0061462528	29.45	1.55% 0.45		24/09/13 17:35:29	48,756 1,435,746.05

HDAX PERFORMANCE-INDEX

RWE AG DE0007037129	33.01	1.16% 0.38		24/09/13 17:35:43	1,364,666 44,941,661.37
SAP SE DE0007164600	200.65	0.74% 1.47		24/09/13 17:40:33	1,655,805 330,871,594.76
SARTORIUS AG VZ DE0007165631	246.40	0.86% 2.10		24/09/13 17:36:33	58,716 14,420,582.50
SCOUT24 SE NPV DE000A12DM80	73.50	1.10% 0.80		24/09/13 17:35:15	72,885 5,349,507.55
SIEMENS AG DE0007236101	164.06	-0.15% -0.24		24/09/13 17:35:17	966,545 158,540,046.38
SIEMENS ENERGY AG DE000ENER6Y0	29.21	9.44% 2.52		24/09/13 17:39:56	9,007,472 256,209,798.70
SIEMENS HEALTHINEERS AG DE000SHL1006	49.79	-0.42% -0.21		24/09/13 17:35:27	669,221 33,389,887.99
SILTRONIC AG DE000WAF3001	68.00	-1.16% -0.80		24/09/13 17:35:28	52,188 3,547,803.35
SMA SOLAR TECHNOLOGY AG DE000A0DJ6J9	18.78	1.90% 0.35		24/09/13 17:36:36	132,794 2,510,810.63
STABILUS SE DE000STAB1L8	37.10	2.20% 0.80		24/09/13 17:35:25	12,733 471,528.75
STROEER SE & CO KGAA DE0007493991	55.40	1.28% 0.70		24/09/13 17:35:25	29,022 1,607,214.50
SUSS MICROTEC SE DE000A1K0235	55.10	0.73% 0.40		24/09/13 17:35:08	42,923 2,353,224.40
SYMRISE AG DE000SYM9999	121.25	1.13% 1.35		24/09/13 17:35:21	205,258 24,846,095.80
TAG IMMOBILIEN AG DE0008303504	16.56	0.06% 0.01		24/09/13 17:35:13	322,022 5,338,813.05
TALANX AG DE000TLX1005	76.40	1.26% 0.95		24/09/13 17:35:24	66,466 5,068,559.25
TEAMVIEWER AG DE000A2YN900	11.765	0.81% 0.10		24/09/13 17:35:20	198,428 2,333,682.61
THYSSENKRUPP AG DE0007500001	2.976	5.49% 0.16		24/09/13 17:35:21	3,551,384 10,434,193.08
TRATON SE DE000TRAT0N7	28.30	2.54% 0.70		24/09/13 17:35:29	80,530 2,276,505.30
TUI AG DE000TUAG505	5.942	1.50% 0.09		24/09/13 17:35:12	1,876,624 11,097,822.13
UNITED INTERNET AG DE0005089031	19.00	0.00% 0.00		24/09/13 17:35:07	160,309 3,055,745.27
VOLKSWAGEN AG VZ DE0007664039	92.38	2.69% 2.42		24/09/13 17:35:13	1,419,186 130,963,370.92
VONOVIA SE DE000A1ML7J1	33.41	1.49% 0.49		24/09/13 17:36:40	2,131,635 71,090,327.70