

HDAX PERFORMANCE-INDEX

ISIN: **DE0008469016** WKN: -

Overview

2024/05/09 17:50:00	
Price	9,945.13 EUR
Difference	▲ 0.93% (91.32)
General attributes	
ISIN	DE0008469016
Symbol	HDAX
Country	Germany
Instruments in index	101
Type of index	Performance Index
Security type	Index
Market data	
Open	9,856.12 EUR
High	9,952.14 EUR
Low	9,856.12 EUR
Close (prev. day)	9,853.81 EUR
Trading volume (m)	-
Volume (pcs)	-



Information about previous performance does not guarantee future performance.
Source: FactSet

Top 5

Name	Price	+ - (%)	Trend
PUMA SE	52.50	+4.71	▲
SIEMENS EN...	23.30	+3.28	▲
VERBIO SE	20.50	+2.60	▲
JUNGHEINRI...	35.84	+2.58	▲
RWE AG	33.84	+2.51	▲

Intraday 1w 1m 6m 1y 3y

Flop 5

Name	Price	+ - (%)	Trend
FREENET AG	23.74	-6.31	▼
MERCEDES-B...	68.35	-5.82	▼
NAGARRO SE	73.70	-3.79	▼
DELIVERY H...	24.54	-3.76	▼
ALLIANZ SE	263.30	-3.76	▼

Intraday 1w 1m 6m 1y 3y

Recent research

on market		
Date	Headline	Download
2024/05/08	Credit Markets Weekly	
2024/05/08	Credit Markets Weekly (DE)	
2024/05/08	Marktkommentar	
2024/05/06	Anzeichen für eine wirtschaftliche Wende?	
2024/05/03	Week Ahead	

Futures and Options

Related Futures -

Related Options -

Details

2024/05/09 17:50:00

Price

9,945.13 EUR

Difference



0.93% (91.32)

General attributes

ISIN	DE0008469016
Symbol	HDAX
Country	Germany
Security type	Index
Instruments in index	101

Market data

Open	9,856.12 EUR
High	9,952.14 EUR
Low	9,856.12 EUR
Close (prev. day)	9,853.81 EUR
Trading volume (m)	-
Volume (pcs)	-

Performance and Risk

	6m	1y	3y
Perf (%)	+19.81%	+15.26%	+17.70%
Perf (abs.)	+1,644.62	+1,316.80	+1,495.55
Beta	-	-	-
Volatility	10.05	11.43	17.31



Information about previous performance does not guarantee future performance.
Source: FactSet

Price data

Ø price 5 days Ø volume 5 days (pcs.)	9,783.53 EUR (0)
Ø price 30 days Ø volume 30 days (pcs.)	9,673.02 EUR (0)
Ø price 100 days Ø volume 100 days (pcs.)	9,324.04 EUR (0)
Ø price 250 days Ø volume 250 days (pcs.)	8,847.11 EUR (0)
YTD High date	9,952.14 EUR (2024/05/09)
YTD Low date	8,752.54 EUR (2024/01/17)
52 Weeks High date	9,952.14 EUR (2024/05/09)
52 Weeks Low date	7,873.99 EUR (2023/10/23)

Composition

Name ISIN	Price	Diff % Diff +/-	Performance	Date Time	Turnover Pc. Turnover Money
1&1 AG DE0005545503	16.76	0.84% 0.14		24/05/09 17:35:13	80,971 1,352,757.18
ADIDAS AG DE000A1EWWW0	223.30	0.36% 0.80		24/05/09 17:35:26	341,375 75,933,713.10
ADTRAN HOLDINGS INC. US00486H1059	5.044	-3.00% -0.16		24/05/09 17:35:03	17,279 86,786.38
AIRBUS SE NL0000235190	162.38	0.48% 0.78		24/05/09 17:35:26	127,247 20,573,483.78
AIXTRON SE DE000A0WMPJ6	22.21	-1.16% -0.26		24/05/09 17:35:20	214,793 4,776,194.68
ALLIANZ SE DE0008404005	263.30	-3.76% -10.30		24/05/09 17:35:29	943,893 247,555,679.90
AROUNDTOWN SA LU1673108939	2.038	-1.74% -0.04		24/05/09 17:35:16	1,281,645 2,615,031.76
ATOSS SOFTWARE AG DE0005104400	245.50	1.45% 3.50		24/05/09 17:35:21	2,888 706,771.50
AURUBIS AG DE0006766504	70.05	1.97% 1.35		24/05/09 17:35:11	74,705 5,199,780.20
BASF SE DE000BASF111	49.84	0.67% 0.33		24/05/09 17:39:35	1,288,317 64,037,609.27
BAYER AG DE000BAY0017	28.69	0.76% 0.22		24/05/09 17:35:09	1,997,631 57,147,502.40
BAYERISCHE MOTOREN WERKE ... DE0005190003	101.65	0.49% 0.50		24/05/09 17:35:14	750,970 76,083,765.75
BECHTLE AG DE0005158703	44.56	0.50% 0.22		24/05/09 17:35:21	109,386 4,861,610.10
BEFESA S.A. LU1704650164	29.42	-0.81% -0.24		24/05/09 17:35:10	28,210 829,706.04
BEIERSDORF AG DE0005200000	145.75	0.97% 1.40		24/05/09 17:35:22	238,516 34,684,494.85
BRENTAG SE DE000A1DAH0	77.64	1.04% 0.80		24/05/09 17:35:14	161,650 12,513,704.44
CANCOM SE DE0005419105	29.42	1.10% 0.32		24/05/09 17:35:11	37,313 1,096,053.82
CARL ZEISS MEDITEC AG DE0005313704	93.95	0.05% 0.05		24/05/09 17:35:18	193,528 18,037,932.45
COMMERZBANK AG DE000CBK1001	13.995	-0.67% -0.10		24/05/09 17:37:28	3,577,303 50,401,606.67
COMPUGROUP MEDICAL SE & C... DE000A288904	27.10	-2.24% -0.62		24/05/09 17:35:15	96,006 2,620,652.04
CONTINENTAL AG DE0005439004	60.60	-1.66% -1.02		24/05/09 17:35:26	417,205 25,372,462.42
COVESTRO AG DE0006062144	48.78	0.72% 0.35		24/05/09 17:35:21	218,496 10,646,093.58
CTS EVENTIM AG & CO. KGAA DE0005470306	83.70	-1.18% -1.00		24/05/09 17:35:30	43,360 3,636,288.30























HDAX PERFORMANCE-INDEX

DAIMLER TRUCK HOLDING AG DE000DTR0CK8	41.29	1.90% 0.77		24/05/09 17:35:15	893,860 36,756,492.48
DELIVERY HERO SE DE000A2E4K43	24.54	-3.76% -0.96		24/05/09 17:44:14	706,268 17,388,644.49
DEUTSCHE BANK AG DE0005140008	15.90	-0.63% -0.10		24/05/09 17:38:48	4,957,561 79,245,280.90
DEUTSCHE BOERSE AG DE0005810055	188.15	0.70% 1.30		24/05/09 17:35:14	156,994 29,502,419.90
DEUTSCHE LUFTHANSA AG DE0008232125	6.724	-1.06% -0.07		24/05/09 17:44:05	3,935,470 26,525,791.33
DEUTSCHE POST AG DE0005552004	38.97	1.72% 0.66		24/05/09 17:35:14	2,747,275 107,142,659.49
DEUTSCHE TELEKOM AG DE0005557508	21.90	1.20% 0.26		24/05/09 17:35:29	5,735,214 125,364,145.50
DR. ING. H.C. F. PORSCHE ... DE000PAG9113	81.26	-0.42% -0.34		24/05/09 17:37:07	396,761 32,297,660.76
E.ON SE DE000ENAG999	13.085	0.89% 0.12		24/05/09 17:35:14	3,997,463 52,216,486.28
ENCAVIS AG DE0006095003	16.99	0.24% 0.04		24/05/09 17:35:10	161,843 2,745,796.00
ENERGIEKONTOR AG DE0005313506	68.80	1.47% 1.00		24/05/09 17:35:20	6,125 418,062.60
EVONIK INDUSTRIES AG DE000EVNK013	20.40	-0.24% -0.05		24/05/09 17:35:18	527,799 10,776,912.13
EVOTEC AG DE0005664809	9.645	0.21% 0.02		24/05/09 17:35:06	1,154,527 11,045,406.16
FRAPORT AG DE0005773303	48.44	-0.21% -0.10		24/05/09 17:35:18	109,990 5,326,178.76
FREENET AG DE000A0Z2ZZ5	23.74	-6.31% -1.60		24/05/09 17:45:00	551,782 13,073,059.32
FRESENIUS MEDICAL DE0005785802	38.78	0.28% 0.11		24/05/09 17:35:29	221,903 8,603,196.24
FRESENIUS SE & CO. KGAA DE0005785604	28.03	-1.58% -0.45		24/05/09 17:35:28	1,017,940 28,591,496.98
FUCHS SE VZ. DE000A3E5D64	42.98	-2.05% -0.90		24/05/09 17:35:00	45,834 1,969,419.18
GEA GROUP AG DE0006602006	38.08	-0.78% -0.30		24/05/09 17:35:12	165,218 6,313,375.30
GERRESHEIMER AG DE000A0LD6E6	99.15	-2.22% -2.25		24/05/09 17:38:24	88,926 8,866,715.25
HANNOVER RUECK SE DE0008402215	233.40	1.00% 2.30		24/05/09 17:35:14	76,598 17,820,464.40
HEIDELBERG MATERIALS AG DE0006047004	100.10	2.41% 2.36		24/05/09 17:35:17	345,369 34,332,000.85
HELLA GMBH & CO KGAA DE000A13SX22	83.50	1.21% 1.00		24/05/09 17:35:17	7,326 610,253.10
HELLOFRESH SE DE000A161408	5.848	-2.44% -0.15		24/05/09 17:35:30	2,260,262 13,307,432.79
HENKEL AG & CO KGAA VZ DE0006048432	82.52	0.95% 0.78		24/05/09 17:35:14	326,094 26,887,234.28
HENSOLDT AG NPV DE000HAG0005	38.44	1.10% 0.42		24/05/09 17:35:02	142,223 5,425,824.32
HOCHTIEF AG DE0006070006	102.60	0.59% 0.60		24/05/09 17:35:11	53,824 5,522,951.20
HUGO BOSS AG	47.58	1.13%		24/05/09	272,792

HDAX PERFORMANCE-INDEX

DE000A1PHFF7		0.53		17:35:00	12,975,279.86
INFINEON TECHNOLOGIES AG DE0006231004	36.89	2.30% 0.83		24/05/09 17:36:06	3,910,537 143,523,942.06
JENOPTIK AG DE000A2NB601	27.48	-0.79% -0.22		24/05/09 17:35:12	92,166 2,534,220.76
JUNGHEINRICH AG VZ DE0006219934	35.84	2.58% 0.90		24/05/09 17:35:14	54,780 1,943,657.36
K+S AG DE000KSAG888	13.75	-0.40% -0.06		24/05/09 17:35:10	646,609 8,891,487.93
KION GROUP AG DE000KGX8881	44.96	0.65% 0.29		24/05/09 17:35:18	78,296 3,522,422.60
KNORR-BREMSE AG DE000KBX1006	74.05	0.82% 0.60		24/05/09 17:35:25	145,473 10,767,098.45
KONTRON AG AT0000A0E9W5	18.97	0.32% 0.06		24/05/09 17:35:25	25,456 483,187.02
KRONES AG DE0006335003	131.00	-0.61% -0.80		24/05/09 17:35:24	18,896 2,474,783.80
LANXESS AG DE0005470405	27.92	1.45% 0.40		24/05/09 17:35:05	421,662 11,823,002.06
LEG IMMOBILIEN SE DE000LEG1110	82.56	0.34% 0.28		24/05/09 17:35:04	92,112 7,609,074.16
MERCEDES-BENZ GROUP AG DE0007100000	68.35	-5.82% -4.22		24/05/09 17:36:16	3,430,145 234,619,071.40
MERCK KGAA DE0006599905	155.70	1.01% 1.55		24/05/09 17:35:15	156,563 24,285,607.55
MORPHOSYS AG DE0006632003	67.00	0.37% 0.25		24/05/09 17:35:13	77,473 5,185,992.20
MTU AERO ENGINES AG DE000A0D9PT0	234.60	1.03% 2.40		24/05/09 17:35:28	86,120 20,154,678.90
MÜNCHENER RÜCKVERSICHERUN... DE0008430026	441.60	1.89% 8.20		24/05/09 17:35:20	274,924 120,801,889.10
NAGARRO SE DE000A3H2200	73.70	-3.79% -2.90		24/05/09 17:37:03	34,359 2,571,676.10
NEMETSCHKE SE DE0006452907	84.35	-0.82% -0.70		24/05/09 17:35:03	33,230 2,804,242.90
NORDEX SE DE000A0D6554	14.24	1.79% 0.25		24/05/09 17:35:25	425,368 6,021,767.20
PNE AG DE000A0JBPG2	13.68	1.33% 0.18		24/05/09 17:35:18	95,037 1,290,423.16
PORSCHE AUTO HL SE DE000PAH0038	49.63	0.87% 0.43		24/05/09 17:35:26	389,457 19,326,669.22
PUMA SE DE0006969603	52.50	4.71% 2.36		24/05/09 17:35:59	1,135,894 59,018,032.21
QIAGEN NV NL0015001WM6	40.345	0.81% 0.33		24/05/09 17:35:14	421,007 16,955,951.39
RATIONAL AG DE0007010803	804.00	-1.95% -16.00		24/05/09 17:36:10	3,006 2,419,513.50
REDCARE PHARMACY NV NL0012044747	125.50	-2.11% -2.70		24/05/09 17:35:16	67,488 8,425,770.10
RHEINMETALL AG DE0007030009	541.80	1.31% 7.00		24/05/09 17:44:12	152,696 82,182,461.60
RTL GROUP S.A. LU0061462528	29.65	-0.50% -0.15		24/05/09 17:35:29	37,868 1,126,335.15
RWE AG DE0007037129	33.84	2.51% 0.83		24/05/09 17:43:54	2,342,805 78,829,806.75

HDAX PERFORMANCE-INDEX

SAP SE DE0007164600	177.78	0.75% 1.32		24/05/09 17:35:50	1,180,733 209,392,858.82
SARTORIUS AG VZ DE0007165631	281.80	1.73% 4.80		24/05/09 17:35:15	33,689 9,400,054.50
SCOUT24 SE NPV DE000A12DM80	71.55	-0.28% -0.20		24/05/09 17:35:21	75,596 5,418,732.10
SIEMENS AG DE0007236101	184.08	1.38% 2.50		24/05/09 17:35:20	777,550 142,861,888.84
SIEMENS ENERGY AG DE000ENER6Y0	23.30	3.28% 0.74		24/05/09 17:43:25	6,160,008 142,160,169.40
SIEMENS HEALTHINEERS AG DE000SHL1006	52.48	1.16% 0.60		24/05/09 17:35:29	399,449 20,874,875.44
SILTRONIC AG DE000WAF3001	74.30	0.00% 0.00		24/05/09 17:35:08	25,151 1,864,277.90
SIXT SE DE0007231326	79.10	-0.13% -0.10		24/05/09 17:35:22	60,646 4,798,725.90
SMA SOLAR TECHNOLOGY AG DE000A0DJ6J9	46.90	0.60% 0.28		24/05/09 17:35:09	156,652 7,242,129.66
STABILUS SE DE000STAB1L8	60.10	-1.80% -1.10		24/05/09 17:35:18	15,603 939,718.70
STROEER SE & CO KGAA DE0007493991	62.65	-0.08% -0.05		24/05/09 17:35:12	22,244 1,393,874.90
SYMRISE AG DE000SYM9999	103.45	-0.53% -0.55		24/05/09 17:35:22	148,171 15,344,660.55
TAG IMMOBILIEN AG DE0008303504	13.64	1.04% 0.14		24/05/09 17:35:18	339,459 4,623,602.04
TALANX AG DE000TLX1005	68.85	0.22% 0.15		24/05/09 17:35:24	93,512 6,426,682.15
TEAMVIEWER AG DE000A2YN900	11.64	1.31% 0.15		24/05/09 17:35:00	606,356 7,047,801.38
THYSSENKRUPP AG DE0007500001	4.877	0.83% 0.04		24/05/09 17:35:28	1,603,020 7,805,396.71
UNITED INTERNET AG DE0005089031	23.04	0.17% 0.04		24/05/09 17:35:22	220,507 5,020,971.38
VERBIO SE DE000A0JL9W6	20.50	2.60% 0.52		24/05/09 17:35:10	35,121 713,684.28
VITESCO TECHNOLOGIES GROU... DE000VTSC017	70.90	2.09% 1.45		24/05/09 17:35:11	6,323 448,883.45
VOLKSWAGEN AG VZ DE0007664039	117.40	0.17% 0.20		24/05/09 17:35:20	625,003 73,485,821.05
VONOVIA SE DE000A1ML7J1	27.49	-2.69% -0.76		24/05/09 17:35:17	1,458,655 40,130,440.81
WACKER CHEMIE AG DE000WCH8881	100.65	-1.95% -2.00		24/05/09 17:35:08	61,084 6,148,032.76