

# HDAX PERFORMANCE-INDEX

ISIN: **DE0008469016** WKN: -

## Overview

2024/05/07 17:50:00	
<b>Price</b>	<b>9,818.69</b> EUR
<b>Difference</b>	<span style="color: green;">▲</span> 1.25% (121.54)
<b>General attributes</b>	
ISIN	DE0008469016
Symbol	HDAX
Country	Germany
Instruments in index	101
Type of index	Performance Index
Security type	Index
<b>Market data</b>	
Open	9,732.03 EUR
High	9,823.56 EUR
Low	9,718.92 EUR
Close (prev. day)	9,697.15 EUR
Trading volume (m)	-
Volume (pcs)	-



Information about previous performance does not guarantee future performance.  
Source: FactSet

### Top 5

Name	Price	+ - (%)	Trend
VITESCO TE...	72.15	+13.44	<span style="color: green;">▲</span>
INFINEON T...	36.385	+12.93	<span style="color: green;">▲</span>
ZALANDO SE	26.51	+8.47	<span style="color: green;">▲</span>
ADTRAN HOL...	5.39	+6.69	<span style="color: green;">▲</span>
KRONES AG	129.40	+4.19	<span style="color: green;">▲</span>

Intraday | 1w | 1m | 6m | 1y | 3y

### Flop 5

Name	Price	+ - (%)	Trend
TEAMVIEWER...	11.45	-8.14	<span style="color: red;">▼</span>
FRESENIUS ...	37.43	-5.50	<span style="color: red;">▼</span>
JUNGHEINRI...	34.56	-3.57	<span style="color: red;">▼</span>
HENSOLDT A...	37.00	-3.39	<span style="color: red;">▼</span>
RHEINMETAL...	528.80	-3.22	<span style="color: red;">▼</span>

Intraday | 1w | 1m | 6m | 1y | 3y

### Recent research

Date	Headline	Download
2024/05/06	Anzeichen für eine wirtschaftliche Wende?	
2024/05/03	Week Ahead	
2024/05/03	Wochenausblick	
2024/05/02	FX markets reflect uncertain interest rate outlook	
2024/05/02	FX-Märkte spiegeln unsicheres Zinsumfeld wider	

**Futures and Options**

**Related Futures** -

**Related Options** -

## Details

2024/05/07 17:50:00

Price

**9,818.69** EUR

Difference ▲ 1.25% (121.54)

### General attributes

ISIN	DE0008469016
Symbol	HDAX
Country	Germany
Security type	Index
Instruments in index	101

### Market data

Open	9,732.03 EUR
High	9,823.56 EUR
Low	9,718.92 EUR
Close (prev. day)	9,697.15 EUR
Trading volume (m)	-
Volume (pcs)	-

### Performance and Risk

	6m	1y	3y
Perf (%)	+20.06%	+13.61%	+16.20%
Perf (abs.)	+1,640.46	+1,176.60	+1,369.11
Beta	-	-	-
Volatility	10.16	11.40	17.33



5y

Information about previous performance does not guarantee future performance.  
Source: FactSet

### Price data

Ø price 5 days   Ø volume 5 days (pcs.)	9,647.93 EUR (0)
Ø price 30 days   Ø volume 30 days (pcs.)	9,660.75 EUR (0)
Ø price 100 days   Ø volume 100 days (pcs.)	9,306.20 EUR (0)
Ø price 250 days   Ø volume 250 days (pcs.)	8,836.83 EUR (0)
YTD High   date	9,898.35 EUR (2024/04/02)
YTD Low   date	8,752.54 EUR (2024/01/17)
52 Weeks High   date	9,898.35 EUR (2024/04/02)
52 Weeks Low   date	7,873.99 EUR (2023/10/23)

## Composition

Name ISIN	Price	Diff % Diff +/-	Performance	Date Time	Turnover Pc. Turnover Money
1&1 AG DE0005545503	16.54	0.85% 0.14		24/05/07 17:35:15	71,659 1,189,082.40
ADIDAS AG DE000A1EWWW0	222.10	-1.33% -3.00		24/05/07 17:35:02	427,458 95,103,696.40
ADTRAN HOLDINGS INC. US00486H1059	4.691	6.69% 0.29		24/05/07 17:35:24	364,292 1,733,134.31
AIRBUS SE NL0000235190	158.86	1.40% 2.20		24/05/07 17:41:46	374,864 59,388,065.30
AIXTRON SE DE000A0WMPJ6	22.65	1.84% 0.41		24/05/07 17:38:45	792,163 17,812,927.87
ALLIANZ SE DE0008404005	272.50	1.23% 3.30		24/05/07 17:38:45	771,108 209,729,110.70
AROUNDTOWN SA LU1673108939	2.079	1.71% 0.04		24/05/07 17:35:27	2,990,338 6,179,053.18
ATOSS SOFTWARE AG DE0005104400	243.50	1.04% 2.50		24/05/07 17:38:56	2,848 694,637.50
AURUBIS AG DE0006766504	69.30	0.36% 0.25		24/05/07 17:35:11	175,253 12,141,620.90
BASF SE DE000BASF111	50.08	1.21% 0.60		24/05/07 17:35:30	3,392,286 169,464,350.85
BAYER AG DE000BAY0017	28.485	1.51% 0.43		24/05/07 17:38:56	3,346,510 95,094,591.52
BAYERISCHE MOTOREN WERKE ... DE0005190003	104.20	1.12% 1.15		24/05/07 17:35:13	1,024,845 106,374,160.55
BECHTLE AG DE0005158703	45.98	0.44% 0.20		24/05/07 17:35:23	160,159 7,343,515.24
BEFESA S.A. LU1704650164	29.50	1.44% 0.42		24/05/07 17:35:22	150,939 4,448,032.48
BEIERSDORF AG DE0005200000	144.10	0.10% 0.15		24/05/07 17:35:04	237,578 34,175,144.50
BRENTAG SE DE000A1DAH0	76.32	0.53% 0.40		24/05/07 17:35:03	216,427 16,505,933.84
CANCOM SE DE0005419105	30.10	0.40% 0.12		24/05/07 17:35:17	62,907 1,882,530.44
CARL ZEISS MEDITEC AG DE0005313704	99.65	-0.35% -0.35		24/05/07 17:35:26	135,802 13,486,374.20
COMMERZBANK AG DE000CBK1001	14.19	2.49% 0.35		24/05/07 17:35:27	5,407,636 76,269,864.42
COMPUGROUP MEDICAL SE & C... DE000A288904	29.14	1.89% 0.54		24/05/07 17:35:22	59,224 1,711,412.84
CONTINENTAL AG DE0005439004	63.64	1.89% 1.18		24/05/07 17:35:29	652,924 41,467,983.46
COVESTRO AG DE0006062144	49.22	3.53% 1.68		24/05/07 17:35:21	934,666 45,717,865.20
CTS EVENTIM AG & CO. KGAA DE0005470306	84.95	1.13% 0.95		24/05/07 17:35:02	99,857 8,465,728.90























HDAX PERFORMANCE-INDEX

DAIMLER TRUCK HOLDING AG DE000DTR0CK8	40.98	0.96% 0.39		24/05/07 17:35:13	1,255,447 51,047,997.19
DELIVERY HERO SE DE000A2E4K43	25.74	-2.87% -0.76		24/05/07 17:35:17	802,807 20,822,374.13
DEUTSCHE BANK AG DE0005140008	16.044	2.81% 0.44		24/05/07 17:43:34	8,728,351 139,428,519.66
DEUTSCHE BOERSE AG DE0005810055	187.05	1.52% 2.80		24/05/07 17:35:24	267,246 49,817,092.75
DEUTSCHE LUFTHANSA AG DE0008232125	6.822	-1.44% -0.10		24/05/07 17:43:40	11,468,568 79,051,824.57
DEUTSCHE POST AG DE0005552004	38.59	0.44% 0.17		24/05/07 17:37:40	4,194,999 161,688,288.61
DEUTSCHE TELEKOM AG DE0005557508	21.72	-0.09% -0.02		24/05/07 17:35:05	5,872,430 127,392,367.78
DR. ING. H.C. F. PORSCHE ... DE000PAG9113	85.02	0.85% 0.72		24/05/07 17:35:01	311,761 26,480,002.76
E.ON SE DE000ENAG999	12.90	2.30% 0.29		24/05/07 17:37:16	5,431,637 69,855,296.86
ENCAVIS AG DE0006095003	16.91	0.00% 0.00		24/05/07 17:44:41	629,467 10,645,518.41
ENERGIEKONTOR AG DE0005313506	66.80	0.75% 0.50		24/05/07 17:35:12	7,943 531,874.00
EVONIK INDUSTRIES AG DE000EVNK013	20.37	2.00% 0.40		24/05/07 17:35:03	1,372,438 27,858,986.19
EVOTEC AG DE0005664809	9.54	-0.68% -0.07		24/05/07 17:38:03	1,427,654 13,689,797.66
FRAPORT AG DE0005773303	48.04	0.17% 0.08		24/05/07 17:35:19	73,281 3,522,596.62
FREENET AG DE000A0Z2ZZ5	25.60	-0.54% -0.14		24/05/07 17:35:17	668,800 17,123,315.46
FRESENIUS MEDICAL DE0005785802	37.43	-5.50% -2.18		24/05/07 17:42:15	1,303,398 48,485,399.10
FRESENIUS SE & CO. KGAA DE0005785604	28.13	0.93% 0.26		24/05/07 17:35:07	1,560,800 43,642,897.73
FUCHS SE VZ. DE000A3E5D64	44.08	0.96% 0.42		24/05/07 17:35:28	105,918 4,651,641.02
GEA GROUP AG DE0006602006	37.28	1.14% 0.42		24/05/07 17:35:26	342,567 12,757,227.42
GERRESHEIMER AG DE000A0LD6E6	103.50	1.17% 1.20		24/05/07 17:35:07	41,219 4,253,848.10
HANNOVER RUECK SE DE0008402215	229.70	-1.33% -3.10		24/05/07 17:37:42	128,931 29,476,680.40
HEIDELBERG MATERIALS AG DE0006047004	98.34	0.92% 0.90		24/05/07 17:37:38	687,460 67,052,669.70
HELLA GMBH & CO KGAA DE000A13SX22	84.20	0.84% 0.70		24/05/07 17:35:27	7,790 655,203.50
HELLOFRESH SE DE000A161408	6.044	-1.88% -0.12		24/05/07 17:35:18	1,977,198 12,072,247.59
HENKEL AG & CO KGAA VZ DE0006048432	79.42	-0.10% -0.08		24/05/07 17:35:22	713,248 56,567,147.14
HENSOLDT AG NPV DE000HAG0005	37.00	-3.39% -1.30		24/05/07 17:37:19	447,160 16,870,016.12
HOCHTIEF AG DE0006070006	101.30	0.80% 0.80		24/05/07 17:35:22	41,482 4,182,596.60
HUGO BOSS AG	47.50	-0.73%		24/05/07	554,064

HDAX PERFORMANCE-INDEX

DE000A1PHFF7			-0.35		17:35:14	26,277,183.11
INFINEON TECHNOLOGIES AG DE0006231004	36.385	12.93%	4.17		24/05/07 17:44:10	16,361,129 581,811,680.45
JENOPTIK AG DE000A2NB601	25.38	1.04%	0.26		24/05/07 17:35:11	110,562 2,795,485.86
JUNGHEINRICH AG VZ DE0006219934	34.56	-3.57%	-1.28		24/05/07 17:35:20	153,983 5,280,477.30
K+S AG DE000KSAG888	14.055	1.88%	0.26		24/05/07 17:36:21	1,171,116 16,465,843.70
KION GROUP AG DE000KGX8881	44.54	0.18%	0.08		24/05/07 17:35:25	190,348 8,467,462.30
KNORR-BREMSE AG DE000KBX1006	69.60	0.22%	0.15		24/05/07 17:35:29	172,116 11,972,157.55
KONTRON AG AT0000A0E9W5	18.89	-0.58%	-0.11		24/05/07 17:35:15	83,933 1,580,756.42
KRONES AG DE0006335003	129.40	4.19%	5.20		24/05/07 17:35:20	68,028 8,640,155.60
LANXESS AG DE0005470405	28.64	4.11%	1.13		24/05/07 17:35:09	474,036 13,458,735.34
LEG IMMOBILIEN SE DE000LEG1110	84.08	0.84%	0.70		24/05/07 17:35:29	256,630 21,580,647.86
MERCEDES-BENZ GROUP AG DE0007100000	73.30	1.06%	0.77		24/05/07 17:39:45	3,251,924 237,947,421.10
MERCK KGAA DE0006599905	153.50	1.02%	1.55		24/05/07 17:35:28	144,683 22,173,045.90
MORPHOSYS AG DE0006632003	66.80	-0.15%	-0.10		24/05/07 17:35:06	56,424 3,773,626.90
MTU AERO ENGINES AG DE000A0D9PT0	229.20	1.33%	3.00		24/05/07 17:35:16	127,651 29,316,473.70
MÜNCHENER RÜCKVERSICHERUN... DE0008430026	420.00	1.38%	5.70		24/05/07 17:35:03	265,881 111,175,667.50
NAGARRO SE DE000A3H2200	76.20	2.83%	2.10		24/05/07 17:35:29	14,409 1,096,754.45
NEMETSCHKE SE DE0006452907	84.10	0.90%	0.75		24/05/07 17:35:19	75,183 6,322,464.55
NORDEX SE DE000A0D6554	13.76	2.00%	0.27		24/05/07 17:35:28	393,963 5,410,291.42
PNE AG DE000A0JBPG2	13.42	0.30%	0.04		24/05/07 17:35:27	94,178 1,260,599.04
PORSCHE AUTO HL SE DE000PAH0038	49.60	0.96%	0.47		24/05/07 17:35:26	540,591 26,810,743.35
PUMA SE DE0006969603	45.23	-0.44%	-0.20		24/05/07 17:41:57	442,019 20,013,263.00
QIAGEN NV NL0015001WM6	39.72	0.24%	0.10		24/05/07 17:35:12	484,605 19,248,800.91
RATIONAL AG DE0007010803	826.00	1.79%	14.50		24/05/07 17:36:28	7,847 6,438,156.50
REDCARE PHARMACY NV NL0012044747	134.80	2.67%	3.50		24/05/07 17:35:22	51,725 6,941,644.60
RHEINMETALL AG DE0007030009	528.80	-3.22%	-17.60		24/05/07 17:38:20	391,210 210,007,358.60
RTL GROUP S.A. LU0061462528	29.45	-0.34%	-0.10		24/05/07 17:35:44	106,288 3,140,244.05
RWE AG DE0007037129	33.11	2.25%	0.73		24/05/07 17:35:07	2,964,665 97,726,295.72

HDAX PERFORMANCE-INDEX

SAP SE DE0007164600	174.36	1.68% 2.88		24/05/07 17:42:40	1,181,157 205,098,764.60
SARTORIUS AG VZ DE0007165631	280.70	-0.50% -1.40		24/05/07 17:35:22	83,337 23,375,193.60
SCOUT24 SE NPV DE000A12DM80	71.40	1.06% 0.75		24/05/07 17:35:03	103,628 7,384,851.15
SIEMENS AG DE0007236101	180.14	0.43% 0.78		24/05/07 17:35:11	1,899,939 337,971,315.10
SIEMENS ENERGY AG DE000ENER6Y0	20.00	-0.20% -0.04		24/05/07 17:39:47	3,580,267 71,767,095.88
SIEMENS HEALTHINEERS AG DE000SHL1006	52.00	-0.88% -0.46		24/05/07 17:36:17	1,536,130 78,385,148.34
SILTRONIC AG DE000WAF3001	75.15	-0.73% -0.55		24/05/07 17:36:32	39,544 2,974,887.95
SIXT SE DE0007231326	77.10	-0.96% -0.75		24/05/07 17:35:19	178,531 13,889,569.10
SMA SOLAR TECHNOLOGY AG DE000A0DJ6J9	49.98	1.09% 0.54		24/05/07 17:35:13	88,267 4,410,346.48
STABILUS SE DE000STAB1L8	61.20	1.66% 1.00		24/05/07 17:35:07	15,486 942,005.70
STROEER SE & CO KGAA DE0007493991	61.05	-0.08% -0.05		24/05/07 17:35:07	57,240 3,505,216.00
SYMRISE AG DE000SYM9999	103.10	1.93% 1.95		24/05/07 17:35:17	232,566 23,927,080.20
TAG IMMOBILIEN AG DE0008303504	13.77	0.51% 0.07		24/05/07 17:35:02	449,982 6,213,174.05
TALANX AG DE000TLX1005	71.70	0.63% 0.45		24/05/07 17:35:14	103,342 7,391,401.55
TEAMVIEWER AG DE000A2YN900	11.45	-8.14% -1.01		24/05/07 17:35:25	2,706,053 31,295,317.82
THYSSENKRUPP AG DE0007500001	4.876	-1.14% -0.06		24/05/07 17:35:42	2,728,425 13,308,088.30
UNITED INTERNET AG DE0005089031	23.26	1.39% 0.32		24/05/07 17:35:24	563,170 13,118,078.68
VERBIO SE DE000A0JL9W6	20.80	2.87% 0.58		24/05/07 17:35:01	86,272 1,773,230.96
VITESCO TECHNOLOGIES GROU... DE000VTSC017	72.15	13.44% 8.55		24/05/07 17:35:18	33,661 2,353,738.70
VOLKSWAGEN AG VZ DE0007664039	118.05	0.94% 1.10		24/05/07 17:40:03	768,187 90,656,167.15
VONOVIA SE DE000A1ML7J1	28.67	1.67% 0.47		24/05/07 17:36:14	3,254,285 93,409,940.73
WACKER CHEMIE AG DE000WCH8881	105.50	3.03% 3.10		24/05/07 17:35:03	91,340 9,613,430.65