

HDAX PERFORMANCE-INDEX

ISIN: **DE0008469016** WKN: -

Overview

2024/05/03 17:50:00	
Price	9,602.87 EUR
Difference	▲ 0.53% (50.66)
General attributes	
ISIN	DE0008469016
Symbol	HDAX
Country	Germany
Instruments in index	101
Type of index	Performance Index
Security type	Index
Market data	
Open	9,596.82 EUR
High	9,661.87 EUR
Low	9,561.06 EUR
Close (prev. day)	9,552.21 EUR
Trading volume (m)	-
Volume (pcs)	-



Information about previous performance does not guarantee future performance.
Source: FactSet

Top 5

Name	Price	+ - (%)	Trend
HENKEL AG ...	79.34	+7.22	▲
SILTRONIC ...	74.60	+6.27	▲
HENSOLDT A...	37.70	+5.78	▲
RHEINMETAL...	536.60	+4.72	▲
PUMA SE	44.77	+4.60	▲

Intraday 1w 1m 6m 1y 3y

Flop 5

Name	Price	+ - (%)	Trend
SIXT SE	79.00	-12.71	▼
AURUBIS AG	66.95	-11.03	▼
DELIVERY H...	25.96	-4.73	▼
DAIMLER TR...	40.95	-3.78	▼
FREENET AG	25.16	-3.01	▼

Intraday 1w 1m 6m 1y 3y

Recent research

on market		
Date	Headline	Download
2024/05/03	Week Ahead	Download
2024/05/03	Wochenausblick	Download
2024/05/02	FX markets reflect uncertain interest rate outlook	Download
2024/05/02	FX-Märkte spiegeln unsicheres Zinsumfeld wider	Download
2024/04/30	Credit Markets Weekly	Download

Futures and Options

Related Futures -

Related Options -

Details

2024/05/03 17:50:00

Price

9,602.87 EUR

Difference



0.53% (50.66)

General attributes

ISIN	DE0008469016
Symbol	HDAX
Country	Germany
Security type	Index
Instruments in index	101

Market data

Open	9,596.82 EUR
High	9,661.87 EUR
Low	9,561.06 EUR
Close (prev. day)	9,552.21 EUR
Trading volume (m)	-
Volume (pcs)	-

Performance and Risk

	6m	1y	3y
Perf (%)	+17.15%	+12.11%	+14.35%
Perf (abs.)	+1,405.73	+1,036.79	+1,204.80
Beta	-	-	-
Volatility	9.98	11.38	17.33



5y

Information about previous performance does not guarantee future performance.
Source: FactSet

Price data

Ø price 5 days Ø volume 5 days (pcs.)	9,611.13 EUR (0)
Ø price 30 days Ø volume 30 days (pcs.)	9,653.02 EUR (0)
Ø price 100 days Ø volume 100 days (pcs.)	9,291.24 EUR (0)
Ø price 250 days Ø volume 250 days (pcs.)	8,827.65 EUR (0)
YTD High date	9,898.35 EUR (2024/04/02)
YTD Low date	8,752.54 EUR (2024/01/17)
52 Weeks High date	9,898.35 EUR (2024/04/02)
52 Weeks Low date	7,873.99 EUR (2023/10/23)

Composition

Name ISIN	Price	Diff % Diff +/-	Performance	Date Time	Turnover Pc. Turnover Money
1&1 AG DE0005545503	16.18	-1.46% -0.24		24/05/03 17:35:18	46,978 763,128.90
ADIDAS AG DE000A1EWWW0	225.00	0.45% 1.00		24/05/03 17:36:07	420,986 94,675,233.90
ADTRAN HOLDINGS INC. US00486H1059	4.415	3.49% 0.15	■	24/05/03 17:35:14	152,601 679,233.83
AIRBUS SE NL0000235190	154.26	0.46% 0.70		24/05/03 17:35:03	253,016 39,078,790.20
AIXTRON SE DE000A0WMPJ6	21.86	2.20% 0.47	■	24/05/03 17:35:03	572,306 12,462,551.55
ALLIANZ SE DE0008404005	264.20	-1.20% -3.20		24/05/03 17:39:54	752,057 199,411,901.10
AROUNDTOWN SA LU1673108939	2.062	1.23% 0.03	■	24/05/03 17:35:20	4,990,573 10,053,956.25
ATOSS SOFTWARE AG DE0005104400	242.00	1.68% 4.00	■	24/05/03 17:35:05	5,143 1,235,664.00
AURUBIS AG DE0006766504	66.95	-11.03% -8.30		24/05/03 17:37:29	1,029,174 69,506,142.70
BASF SE DE000BASF111	49.07	0.87% 0.43	■	24/05/03 17:35:19	2,243,383 109,962,135.86
BAYER AG DE000BAY0017	28.02	-0.39% -0.11		24/05/03 17:35:15	2,582,716 72,564,365.78
BAYERISCHE MOTOREN WERKE ... DE0005190003	102.50	0.54% 0.55		24/05/03 17:43:43	703,362 72,083,131.15
BECHTLE AG DE0005158703	45.36	1.20% 0.54	■	24/05/03 17:37:14	88,680 4,025,114.24
BEFESA S.A. LU1704650164	28.60	2.80% 0.78	■	24/05/03 17:37:38	253,727 7,235,524.58
BEIERSDORF AG DE0005200000	143.15	0.70% 1.00		24/05/03 17:35:10	259,773 37,107,854.55
BRENTAG SE DE000A1DAH0	75.50	0.59% 0.44		24/05/03 17:35:17	211,009 15,947,685.56
CANCOM SE DE0005419105	29.90	0.34% 0.10		24/05/03 17:35:19	34,853 1,043,930.06
CARL ZEISS MEDITEC AG DE0005313704	97.80	0.46% 0.45		24/05/03 17:35:14	126,792 12,439,783.90
COMMERZBANK AG DE000CBK1001	13.72	-1.47% -0.21		24/05/03 17:40:57	6,188,754 85,404,617.15
COMPUGROUP MEDICAL SE & C... DE000A288904	28.62	0.85% 0.24	■	24/05/03 17:35:03	44,122 1,265,873.50
CONTINENTAL AG DE0005439004	61.56	0.59% 0.36		24/05/03 17:35:25	382,732 23,598,904.98
COVESTRO AG DE0006062144	47.42	0.42% 0.20		24/05/03 17:37:36	584,394 27,733,081.41
CTS EVENTIM AG & CO. KGAA DE0005470306	83.50	2.71% 2.20	■	24/05/03 17:35:09	118,456 9,875,830.60























HDAX PERFORMANCE-INDEX

DAIMLER TRUCK HOLDING AG DE000DTR0CK8	40.95	-3.78% -1.61		24/05/03 17:43:46	3,905,678 158,406,272.84
DELIVERY HERO SE DE000A2E4K43	25.96	-4.73% -1.29		24/05/03 17:36:31	958,476 25,201,642.11
DEUTSCHE BANK AG DE0005140008	15.258	1.45% 0.22	█	24/05/03 17:41:15	8,581,048 130,724,928.58
DEUTSCHE BOERSE AG DE0005810055	184.90	1.15% 2.10	█	24/05/03 17:35:08	335,789 62,044,751.30
DEUTSCHE LUFTHANSA AG DE0008232125	6.826	-0.18% -0.01		24/05/03 17:35:19	5,352,212 36,834,222.83
DEUTSCHE POST AG DE0005552004	39.80	0.71% 0.28	█	24/05/03 17:35:14	3,633,390 144,734,347.90
DEUTSCHE TELEKOM AG DE0005557508	21.66	-0.32% -0.07		24/05/03 17:44:31	6,041,608 131,031,774.31
DR. ING. H.C. F. PORSCHE ... DE000PAG9113	83.72	0.38% 0.32	█	24/05/03 17:44:27	322,089 27,035,494.72
E.ON SE DE000ENAG999	12.62	0.84% 0.11	█	24/05/03 17:40:31	4,133,584 52,100,790.08
ENCAVIS AG DE0006095003	16.91	0.00% 0.00		24/05/03 17:35:29	811,666 13,729,451.73
ENERGIEKONTOR AG DE0005313506	65.20	1.88% 1.20	█	24/05/03 17:35:07	7,172 464,117.70
EVONIK INDUSTRIES AG DE000EVNK013	19.77	0.74% 0.14	█	24/05/03 17:37:12	933,257 18,476,866.13
EVOTEC AG DE0005664809	9.76	-1.36% -0.14		24/05/03 17:35:52	1,942,958 19,110,282.27
FRAPORT AG DE0005773303	47.92	-0.08% -0.04		24/05/03 17:35:06	117,832 5,691,817.30
FREENET AG DE000A0Z2ZZ5	25.16	-3.01% -0.78		24/05/03 17:35:14	753,112 19,154,717.18
FRESENIUS MEDICAL DE0005785802	39.26	-2.34% -0.94		24/05/03 17:35:12	421,384 16,691,026.83
FRESENIUS SE & CO. KGAA DE0005785604	27.95	-0.07% -0.02		24/05/03 17:35:12	879,482 24,675,490.68
FUCHS SE VZ. DE000A3E5D64	43.40	0.37% 0.16	█	24/05/03 17:37:36	71,892 3,121,760.78
GEA GROUP AG DE0006602006	36.46	-0.65% -0.24		24/05/03 17:35:24	297,155 10,849,330.64
GERRESHEIMER AG DE000A0LD6E6	102.00	0.39% 0.40	█	24/05/03 17:35:13	62,285 6,374,337.60
HANNOVER RUECK SE DE0008402215	229.40	-0.99% -2.30		24/05/03 17:35:03	101,559 23,349,347.00
HEIDELBERG MATERIALS AG DE0006047004	95.60	1.04% 0.98	█	24/05/03 17:40:26	261,434 24,902,513.86
HELLA GMBH & CO KGAA DE000A13SX22	83.40	0.72% 0.60	█	24/05/03 17:35:08	10,100 842,142.90
HELLOFRESH SE DE000A161408	6.114	-1.00% -0.06		24/05/03 17:35:08	1,761,895 10,871,148.95
HENKEL AG & CO KGAA VZ DE0006048432	79.34	7.22% 5.34	█	24/05/03 17:35:27	1,676,273 131,410,947.72
HENSOLDT AG NPV DE000HAG0005	37.70	5.78% 2.06	█	24/05/03 17:38:34	547,227 20,213,522.02
HOCHTIEF AG DE0006070006	99.35	0.66% 0.65	█	24/05/03 17:35:12	37,525 3,737,864.70
HUGO BOSS AG	47.85	1.68%	█	24/05/03	1,040,836

HDAX PERFORMANCE-INDEX

DE000A1PHFF7		0.79		17:35:22	49,808,026.34
INFINEON TECHNOLOGIES AG DE0006231004	31.435	0.32% 0.10		24/05/03 17:44:55	5,201,339 164,365,671.82
JENOPTIK AG DE000A2NB601	25.02	-0.79% -0.20		24/05/03 17:35:05	162,438 4,104,959.88
JUNGHEINRICH AG VZ DE0006219934	35.32	1.73% 0.60	█	24/05/03 17:35:26	72,259 2,542,605.14
K+S AG DE000KSAG888	13.815	0.14% 0.02		24/05/03 17:37:07	940,772 13,035,394.85
KION GROUP AG DE000KGX8881	42.98	1.13% 0.48	█	24/05/03 17:35:00	673,918 28,956,760.65
KNORR-BREMSE AG DE000KBX1006	68.95	0.66% 0.45		24/05/03 17:35:06	170,611 11,771,413.50
KONTRON AG AT0000A0E9W5	19.32	1.63% 0.31	█	24/05/03 17:35:14	332,401 6,331,464.63
KRONES AG DE0006335003	124.00	-0.48% -0.60		24/05/03 17:35:00	18,453 2,277,222.00
LANXESS AG DE0005470405	26.91	-0.26% -0.07		24/05/03 17:35:17	681,270 18,245,712.64
LEG IMMOBILIEN SE DE000LEG1110	82.62	1.25% 1.02	█	24/05/03 17:35:27	193,708 15,993,679.78
MERCEDES-BENZ GROUP AG DE0007100000	71.58	0.94% 0.67		24/05/03 17:35:08	2,609,686 186,930,618.08
MERCK KGAA DE0006599905	152.00	1.13% 1.70	█	24/05/03 17:35:19	218,795 33,360,111.40
MORPHOSYS AG DE0006632003	66.65	0.83% 0.55		24/05/03 17:43:04	72,984 4,860,640.80
MTU AERO ENGINES AG DE000A0D9PT0	226.30	2.72% 6.00	█	24/05/03 17:35:07	159,879 36,134,300.10
MÜNCHENER RÜCKVERSICHERUN... DE0008430026	402.60	-1.78% -7.30		24/05/03 17:35:28	306,188 123,756,796.30
NAGARRO SE DE000A3H2200	74.00	2.35% 1.70	█	24/05/03 17:35:03	18,195 1,331,473.40
NEMETSCHKE SE DE0006452907	83.25	4.06% 3.25	█	24/05/03 17:35:07	97,186 8,036,316.75
NORDEX SE DE000A0D6554	13.73	0.66% 0.09		24/05/03 17:35:10	761,501 10,470,069.14
PNE AG DE000A0JBPG2	13.44	0.00% 0.00		24/05/03 17:35:04	74,076 995,134.32
PORSCHE AUTO HL SE DE000PAH0038	48.73	1.44% 0.69	█	24/05/03 17:35:27	485,399 23,652,511.84
PUMA SE DE0006969603	44.77	4.60% 1.97	█	24/05/03 17:35:25	1,027,976 45,999,008.45
QIAGEN NV NL0015001WM6	39.94	0.90% 0.36		24/05/03 17:38:39	641,081 25,646,093.49
RATIONAL AG DE0007010803	803.00	2.29% 18.00	█	24/05/03 17:36:14	6,280 5,030,363.00
REDCARE PHARMACY NV NL0012044747	129.10	2.95% 3.70	█	24/05/03 17:35:17	51,619 6,618,978.00
RHEINMETALL AG DE0007030009	536.60	4.72% 24.20	█	24/05/03 17:44:44	383,071 201,881,430.80
RTL GROUP S.A. LU0061462528	29.60	1.89% 0.55	█	24/05/03 17:35:17	136,788 4,042,504.60
RWE AG DE0007037129	33.14	-0.51% -0.17		24/05/03 17:37:36	2,659,959 88,711,697.00

HDAX PERFORMANCE-INDEX

SAP SE DE0007164600	170.72	1.29% 2.18		24/05/03 17:38:24	996,637 169,769,730.80
SARTORIUS AG VZ DE0007165631	284.30	0.99% 2.80		24/05/03 17:35:29	51,895 14,819,802.20
SCOUT24 SE NPV DE000A12DM80	69.60	-0.22% -0.15		24/05/03 17:35:21	148,606 10,351,981.50
SIEMENS AG DE0007236101	177.62	1.38% 2.42		24/05/03 17:37:33	747,520 132,391,036.74
SIEMENS ENERGY AG DE000ENER6Y0	19.78	2.73% 0.53		24/05/03 17:35:26	4,524,458 88,716,383.35
SIEMENS HEALTHINEERS AG DE000SHL1006	51.90	1.37% 0.70		24/05/03 17:35:08	517,287 26,833,831.08
SILTRONIC AG DE000WAF3001	74.60	6.27% 4.40		24/05/03 17:35:10	94,670 6,949,017.75
SIXT SE DE0007231326	79.00	-12.71% -11.50		24/05/03 17:35:10	367,851 29,840,433.10
SMA SOLAR TECHNOLOGY AG DE000A0DJ6J9	50.05	0.66% 0.33		24/05/03 17:35:15	80,586 4,093,271.20
STABILUS SE DE000STAB1L8	60.30	2.20% 1.30		24/05/03 17:35:08	19,317 1,162,447.90
STROEER SE & CO KGAA DE0007493991	62.05	3.94% 2.35		24/05/03 17:35:02	109,454 6,759,557.95
SYMRISE AG DE000SYM9999	100.75	0.30% 0.30		24/05/03 17:35:24	158,597 15,996,646.65
TAG IMMOBILIEN AG DE0008303504	13.68	1.11% 0.15		24/05/03 17:35:27	561,260 7,690,866.44
TALANX AG DE000TLX1005	69.30	-2.12% -1.50		24/05/03 17:35:26	112,588 7,864,171.20
TEAMVIEWER AG DE000A2YN900	12.415	-0.16% -0.02		24/05/03 17:35:25	313,395 3,893,371.35
THYSSENKRUPP AG DE0007500001	4.836	-0.53% -0.03		24/05/03 17:37:28	1,838,096 8,925,620.79
UNITED INTERNET AG DE0005089031	22.40	-0.44% -0.10		24/05/03 17:35:02	264,401 5,945,267.40
VERBIO SE DE000A0JL9W6	20.20	-0.20% -0.04		24/05/03 17:35:13	69,524 1,410,869.20
VITESCO TECHNOLOGIES GROU... DE000VTSC017	63.05	0.16% 0.10		24/05/03 17:35:07	3,566 225,288.70
VOLKSWAGEN AG VZ DE0007664039	115.50	1.01% 1.15		24/05/03 17:35:00	873,516 101,202,465.05
VONOVIA SE DE000A1ML7J1	28.12	3.12% 0.85		24/05/03 17:35:19	3,865,914 108,040,085.41
WACKER CHEMIE AG DE000WCH8881	102.25	0.25% 0.25		24/05/03 17:35:08	106,000 10,909,634.60