

HDAX PERFORMANCE-INDEX

ISIN: **DE0008469016** WKN: -

Overview

2024/04/29 17:50:00

Price

9,661.41 EUR

Difference ▼ -0.11% (-10.95)

General attributes

ISIN	DE0008469016
Symbol	HDAX
Country	Germany
Instruments in index	101
Type of index	Performance Index
Security type	Index

Top 5

Name	Price	+ - (%)	Trend
DELIVERY H...	27.02	+4.49	▲
AROUNDTOWN...	2.046	+4.47	▲
EVOTEC AG	9.625	+4.22	▲
NORDEX SE	13.26	+3.92	▲
FRESENIUS ...	38.65	+3.29	▲

Intraday 1w 1m 6m 1y 3y

Flop 5

Name	Price	+ - (%)	Trend
DEUTSCHE B...	15.104	-8.64	▼
AIXTRON SE	21.87	-4.16	▼
MORPHOSYS ...	65.65	-3.24	▼
DR. ING. H...	87.28	-2.81	▼
COMMERZBAN...	13.74	-2.59	▼

Intraday 1w 1m 6m 1y 3y



More information on countries &



Information about previous performance does not guarantee future performance. Source: FactSet

Recent research

on market		
Date	Headline	Download
2024/04/29	Wie reagiert die Fed auf die jüngsten Daten?	
2024/04/26	Week Ahead	
2024/04/26	Wochenausblick	
2024/04/26	Global Equity Ratings	
2024/04/26	Aktienempfehlungen Global	

regions

➤ [Markets by Region](#)

Details

2024/04/29 17:50:00

Price

9,661.41 EUR

Difference 📉 **-0.11%** (-10.95)

General attributes

ISIN DE0008469016

Symbol HDAX

Country Germany

Security type Index

Instruments in index 101

Market data

Open 9,713.01 EUR

High 9,713.01 EUR

Low 9,650.99 EUR

Close (prev. day) 9,672.36 EUR

Trading volume (m) -

Volume (pcs) -

Performance and Risk

	6m	1y	3y
Perf (%)	+22.31%	+12.04%	+15.75%
Perf (abs.)	+1,763.39	+1,038.66	+1,315.64
Beta	-	-	-
Volatility	10.06	11.36	17.40



5y

Information about previous performance does not guarantee future performance.
Source: FactSet





Price data

Ø price 5 days Ø volume 5 days (pcs.)	9,641.74 EUR (0)
Ø price 30 days Ø volume 30 days (pcs.)	9,652.87 EUR (0)
Ø price 100 days Ø volume 100 days (pcs.)	9,271.90 EUR (0)
Ø price 250 days Ø volume 250 days (pcs.)	8,815.98 EUR (0)
YTD High date	9,898.35 EUR (2024/04/02)
YTD Low date	8,752.54 EUR (2024/01/17)
52 Weeks High date	9,898.35 EUR (2024/04/02)
52 Weeks Low date	7,873.99 EUR (2023/10/23)

Composition

Name ISIN	Price	Diff % Diff +/-	Performance	Date Time	Turnover Pc. Turnover Money
1&1 AG DE0005545503	17.00	0.71% 0.12		24/04/29 17:35:20	45,709 769,578.34
ADIDAS AG DE000A1EWWW0	232.30	0.61% 1.40		24/04/29 17:40:36	386,905 89,887,560.70
ADTRAN HOLDINGS INC. US00486H1059	4.189	-0.26% -0.01		24/04/29 17:35:25	30,476 127,947.07
AIRBUS SE NL0000235190	155.92	-0.74% -1.16		24/04/29 17:35:27	231,550 36,032,981.62
AIXTRON SE DE000A0WMPJ6	21.87	-4.16% -0.95		24/04/29 17:35:10	1,128,398 24,866,673.85
ALLIANZ SE DE0008404005	266.30	0.30% 0.80		24/04/29 17:35:05	517,865 138,061,034.00
AROUNDTOWN SA LU1673108939	2.046	4.47% 0.09		24/04/29 17:35:22	4,594,969 9,321,994.78
ATOSS SOFTWARE AG DE0005104400	260.00	1.56% 4.00		24/04/29 17:41:14	6,016 1,561,389.50
AURUBIS AG DE0006766504	75.95	2.36% 1.75		24/04/29 17:37:55	92,359 6,991,811.55
BASF SE DE000BASF111	49.055	0.47% 0.23		24/04/29 17:35:14	3,076,225 150,701,892.27
BAYER AG DE000BAY0017	27.59	0.69% 0.19		24/04/29 17:35:26	2,430,613 66,906,932.26
BAYERISCHE MOTOREN WERKE ... DE0005190003	106.80	0.38% 0.40		24/04/29 17:42:03	630,451 67,436,409.20
BECHTLE AG DE0005158703	46.26	-0.26% -0.12		24/04/29 17:35:09	222,305 10,281,657.32
BEFESA S.A. LU1704650164	27.10	2.19% 0.58		24/04/29 17:35:03	220,511 5,949,584.46
BEIERSDORF AG DE0005200000	139.45	-0.75% -1.05		24/04/29 17:35:09	249,168 34,847,657.40
BRENTAG SE DE000A1DAH0	75.28	0.56% 0.42		24/04/29 17:35:19	190,771 14,359,890.08
CANCOM SE DE0005419105	29.72	1.50% 0.44		24/04/29 17:35:07	29,662 877,732.40
CARL ZEISS MEDITEC AG DE0005313704	100.70	0.40% 0.40		24/04/29 17:35:28	117,623 11,841,447.80
COMMERZBANK AG DE000CBK1001	13.74	-2.59% -0.37		24/04/29 17:39:21	5,081,349 70,673,976.27
COMPUGROUP MEDICAL SE & C... DE000A288904	28.64	0.49% 0.14		24/04/29 17:35:25	75,956 2,176,130.02
CONTINENTAL AG DE0005439004	60.96	-2.46% -1.54		24/04/29 17:35:19	403,895 24,691,203.40
COVESTRO AG DE0006062144	47.55	-1.08% -0.52		24/04/29 17:35:10	423,415 20,155,553.22
CTS EVENTIM AG & CO. KGAA DE0005470306	83.05	1.10% 0.90		24/04/29 17:35:18	158,070 13,133,303.70

HDAX PERFORMANCE-INDEX

DAIMLER TRUCK HOLDING AG DE000DTR0CK8	44.03	2.63% 1.13		24/04/29 17:35:32	1,314,911 57,678,932.52
DELIVERY HERO SE DE000A2E4K43	27.02	4.49% 1.16		24/04/29 17:35:06	1,654,423 44,005,540.27
DEUTSCHE BANK AG DE0005140008	15.104	-8.64% -1.43		24/04/29 17:41:30	28,836,533 443,571,690.75
DEUTSCHE BOERSE AG DE0005810055	182.15	-0.27% -0.50		24/04/29 17:35:10	207,833 37,913,583.55
DEUTSCHE LUFTHANSA AG DE0008232125	6.742	0.69% 0.05		24/04/29 17:44:19	5,963,062 40,101,653.33
DEUTSCHE POST AG DE0005552004	38.90	0.15% 0.06		24/04/29 17:35:05	2,445,968 95,150,648.24
DEUTSCHE TELEKOM AG DE0005557508	21.79	-0.27% -0.06		24/04/29 17:35:25	5,400,349 117,804,776.38