

HDAX PERFORMANCE-INDEX

ISIN: **DE0008469016** WKN: -

Overview

2024/04/26 17:50:00	
Price	9,672.36 EUR
Difference	▲ 1.26% (120.21)
General attributes	
ISIN	DE0008469016
Symbol	HDAX
Country	Germany
Instruments in index	101
Type of index	Performance Index
Security type	Index
Market data	
Open	9,600.78 EUR
High	9,692.54 EUR
Low	9,598.90 EUR
Close (prev. day)	9,552.15 EUR
Trading volume (m)	-
Volume (pcs)	-



Information about previous performance does not guarantee future performance.
Source: FactSet

Top 5

Name	Price	+ - (%)	Trend
SMA SOLAR ...	50.85	+6.47	▲
THYSENKRU...	4.733	+6.17	▲
SIEMENS EN...	18.85	+5.90	▲
AROUNDTOWN...	1.9585	+5.86	▲
AIXTRON SE	22.82	+4.78	▲

Intraday | 1w | 1m | 6m | 1y | 3y

Flop 5

Name	Price	+ - (%)	Trend
DELIVERY H...	25.86	-16.01	▼
BASF SE	48.825	-4.25	▼
HELLOFRESH...	6.744	-3.63	▼
MÜNCHENER ...	413.50	-2.29	▼
ADTRAN HOL...	4.43	-2.10	▼

Intraday | 1w | 1m | 6m | 1y | 3y

Recent research

on market			
Date		Headline	Download
2024/04/26		Week Ahead	Download
2024/04/26		Wochenausblick	Download
2024/04/26		Global Equity Ratings	Download
2024/04/26		Aktienempfehlungen Global	Download
2024/04/24		Credit Markets Weekly	Download

Futures and Options

Related Futures -

Related Options -

Details

2024/04/26 17:50:00

Price

9,672.36 EUR

Difference ▲ 1.26% (120.21)

General attributes

ISIN	DE0008469016
Symbol	HDAX
Country	Germany
Security type	Index
Instruments in index	101

Market data

Open	9,600.78 EUR
High	9,692.54 EUR
Low	9,598.90 EUR
Close (prev. day)	9,552.15 EUR
Trading volume (m)	-
Volume (pcs)	-

Performance and Risk

	6m	1y	3y
Perf (%)	+22.09%	+13.11%	+14.78%
Perf (abs.)	+1,750.80	+1,121.45	+1,246.11
Beta	-	-	-
Volatility	10.07	11.44	17.39



Information about previous performance does not guarantee future performance.
Source: FactSet

Price data

Ø price 5 days Ø volume 5 days (pcs.)	9,616.73 EUR (0)
Ø price 30 days Ø volume 30 days (pcs.)	9,649.82 EUR (0)
Ø price 100 days Ø volume 100 days (pcs.)	9,263.49 EUR (0)
Ø price 250 days Ø volume 250 days (pcs.)	8,811.87 EUR (0)
YTD High date	9,898.35 EUR (2024/04/02)
YTD Low date	8,752.54 EUR (2024/01/17)
52 Weeks High date	9,898.35 EUR (2024/04/02)
52 Weeks Low date	7,873.99 EUR (2023/10/23)

Composition

Name ISIN	Price	Diff % Diff +/-	Performance	Date Time	Turnover Pc. Turnover Money
1&1 AG DE0005545503	16.88	1.93% 0.32		24/04/26 17:35:26	87,711 1,485,188.20
ADIDAS AG DE000A1EWWW0	230.90	1.99% 4.50		24/04/26 17:35:26	370,777 85,009,066.50
ADTRAN HOLDINGS INC. US00486H1059	4.20	-2.10% -0.09		24/04/26 17:40:38	75,520 318,536.25
AIRBUS SE NL0000235190	157.08	-0.85% -1.34		24/04/26 17:35:26	573,440 89,361,113.32
AIXTRON SE DE000A0WMPJ6	22.82	4.78% 1.04		24/04/26 17:35:08	1,153,782 26,244,176.43
ALLIANZ SE DE0008404005	265.50	1.07% 2.80		24/04/26 17:39:12	666,862 176,575,441.50
AROUNDTOWN SA LU1673108939	1.9585	5.86% 0.11		24/04/26 17:35:48	4,671,833 9,130,985.86
ATOSS SOFTWARE AG DE0005104400	256.00	4.28% 10.50		24/04/26 17:35:02	7,385 1,872,383.00
AURUBIS AG DE0006766504	74.20	2.27% 1.65		24/04/26 17:35:03	96,466 7,170,690.85
BASF SE DE000BASF111	48.825	-4.25% -2.17		24/04/26 17:35:17	5,253,527 254,769,161.88
BAYER AG DE000BAY0017	27.40	1.88% 0.51		24/04/26 17:39:04	4,690,278 128,378,761.05
BAYERISCHE MOTOREN WERKE ... DE0005190003	106.40	1.29% 1.35		24/04/26 17:37:19	667,469 70,939,491.80
BECHTLE AG DE0005158703	46.38	1.00% 0.46		24/04/26 17:35:13	113,948 5,284,365.66
BEFESA S.A. LU1704650164	26.52	1.22% 0.32		24/04/26 17:35:02	275,470 7,409,148.14
BEIERSDORF AG DE0005200000	140.50	1.04% 1.45		24/04/26 17:35:16	215,266 30,159,706.10
BRENTAG SE DE000A1DAH0	74.86	-1.06% -0.80		24/04/26 17:35:21	493,842 36,957,532.24
CANCOM SE DE0005419105	29.28	0.69% 0.20		24/04/26 17:35:14	44,121 1,291,825.44
CARL ZEISS MEDITEC AG DE0005313704	100.30	1.31% 1.30		24/04/26 17:35:08	89,815 9,009,444.35
COMMERZBANK AG DE000CBK1001	14.105	0.36% 0.05		24/04/26 17:38:57	4,919,372 69,851,862.93
COMPUGROUP MEDICAL SE & C... DE000A288904	28.50	2.30% 0.64		24/04/26 17:35:08	85,643 2,426,888.88
CONTINENTAL AG DE0005439004	62.50	0.68% 0.42		24/04/26 17:39:54	409,480 25,615,964.74
COVESTRO AG DE0006062144	48.07	0.65% 0.31		24/04/26 17:35:17	384,893 18,432,963.31
CTS EVENTIM AG & CO. KGAA DE0005470306	82.15	-0.36% -0.30		24/04/26 17:35:15	96,618 7,946,096.50


















HDAX PERFORMANCE-INDEX

DAIMLER TRUCK HOLDING AG DE000DTR0CK8	42.90	2.26% 0.95		24/04/26 17:35:08	1,474,039 62,864,413.29
DELIVERY HERO SE DE000A2E4K43	25.86	-16.01% -4.93		24/04/26 17:40:35	4,384,610 117,398,433.08
DEUTSCHE BANK AG DE0005140008	16.532	-0.77% -0.13		24/04/26 17:39:11	14,832,249 247,191,645.71
DEUTSCHE BOERSE AG DE0005810055	182.65	0.66% 1.20		24/04/26 17:35:23	293,627 53,660,281.70
DEUTSCHE LUFTHANSA AG DE0008232125	6.696	0.69% 0.05		24/04/26 17:37:27	5,497,799 37,130,522.15
DEUTSCHE POST AG DE0005552004	38.84	2.21% 0.84		24/04/26 17:35:27	2,258,450 87,499,219.31
DEUTSCHE TELEKOM AG DE0005557508	21.85	0.83% 0.18		24/04/26 17:37:15	7,366,732 160,569,122.15
DR. ING. H.C. F. PORSCHE ... DE000PAG9113	89.80	0.40% 0.36		24/04/26 17:37:19	762,663 68,487,038.04
E.ON SE DE000ENAG999	12.41	-0.32% -0.04		24/04/26 17:35:01	4,331,777 53,859,927.32
ENCAVIS AG DE0006095003	16.91	0.00% 0.00		24/04/26 17:35:01	234,287 3,967,477.50
ENERGIEKONTOR AG DE0005313506	63.40	0.79% 0.50		24/04/26 17:36:19	5,767 366,209.50
EVONIK INDUSTRIES AG DE000EVNK013	19.155	0.82% 0.16		24/04/26 17:35:26	1,046,678 20,006,547.35
EVOTEC AG DE0005664809	9.235	0.82% 0.08		24/04/26 17:35:46	4,259,285 39,738,804.03
FRAPORT AG DE0005773303	47.48	1.45% 0.68		24/04/26 17:35:04	225,698 10,715,096.34
FREENET AG DE000A0Z2ZZ5	27.10	1.19% 0.32		24/04/26 17:35:14	236,735 6,390,646.86
FRESENIUS MEDICAL DE0005785802	37.42	-0.98% -0.37		24/04/26 17:44:01	435,741 16,354,018.46
FRESENIUS SE & CO. KGAA DE0005785604	27.21	0.11% 0.03		24/04/26 17:35:07	659,677 17,922,557.78
FUCHS SE VZ. DE000A3E5D64	44.24	0.82% 0.36		24/04/26 17:35:13	48,076 2,125,188.52
GEA GROUP AG DE0006602006	37.42	1.35% 0.50		24/04/26 17:35:29	150,289 5,623,874.68
GERRESHEIMER AG DE000A0LD6E6	100.50	1.31% 1.30		24/04/26 17:41:21	55,957 5,620,053.90
HANNOVER RUECK SE DE0008402215	230.40	1.19% 2.70		24/04/26 17:35:16	92,734 21,275,101.90
HEIDELBERG MATERIALS AG DE0006047004	95.22	2.28% 2.12		24/04/26 17:35:07	258,963 24,556,780.52
HELLA GMBH & CO KGAA DE000A13SX22	82.80	0.24% 0.20		24/04/26 17:35:23	11,477 950,615.00
HELLOFRESH SE DE000A161408	6.744	-3.63% -0.25		24/04/26 17:35:09	3,835,620 26,588,958.11
HENKEL AG & CO KGAA VZ DE0006048432	73.16	0.80% 0.58		24/04/26 17:35:02	344,078 25,182,186.20
HENSOLDT AG NPV DE000HAG0005	38.28	1.54% 0.58		24/04/26 17:35:23	173,005 6,549,482.18
HOCHTIEF AG DE0006070006	98.90	-1.98% -2.00		24/04/26 17:35:19	71,906 7,089,225.50
HUGO BOSS AG	50.74	0.48%		24/04/26	252,551

HDAX PERFORMANCE-INDEX

DE000A1PHFF7		0.24		17:35:25	12,883,034.94
INFINEON TECHNOLOGIES AG DE0006231004	33.03	1.44% 0.47		24/04/26 17:35:07	4,754,203 156,634,079.32
JENOPTIK AG DE000A2NB601	25.40	2.75% 0.68		24/04/26 17:35:11	131,006 3,328,450.58
JUNGHEINRICH AG VZ DE0006219934	35.52	0.68% 0.24		24/04/26 17:35:18	62,243 2,210,455.64
K+S AG DE000KSAG888	13.515	-1.31% -0.18		24/04/26 17:35:00	897,053 12,169,005.39
KION GROUP AG DE000KGX8881	43.81	-0.75% -0.33		24/04/26 17:35:12	328,587 14,499,863.84
KNORR-BREMSE AG DE000KBX1006	69.95	0.94% 0.65		24/04/26 17:35:06	139,703 9,769,806.95
KONTRON AG AT0000A0E9W5	19.08	0.05% 0.01		24/04/26 17:35:25	71,335 1,361,161.70
KRONES AG DE0006335003	124.00	1.81% 2.20		24/04/26 17:35:16	10,633 1,316,213.00
LANXESS AG DE0005470405	25.77	0.04% 0.01		24/04/26 17:35:03	243,963 6,276,927.17
LEG IMMOBILIEN SE DE000LEG1110	76.92	2.81% 2.10		24/04/26 17:35:27	132,678 10,161,641.08
MERCEDES-BENZ GROUP AG DE0007100000	74.36	1.56% 1.14		24/04/26 17:37:08	2,632,815 195,487,308.93
MERCK KGAA DE0006599905	151.75	1.10% 1.65		24/04/26 17:35:01	282,863 42,839,867.05
MORPHOSYS AG DE0006632003	67.85	0.15% 0.10		24/04/26 17:36:24	39,191 2,656,473.05
MTU AERO ENGINES AG DE000A0D9PT0	223.40	1.50% 3.30		24/04/26 17:41:32	105,370 23,334,746.50
MÜNCHENER RÜCKVERSICHERUN... DE0008430026	413.50	-2.29% -9.70		24/04/26 17:35:53	353,497 145,772,644.70
NAGARRO SE DE000A3H2200	71.65	2.43% 1.70		24/04/26 17:35:01	14,294 1,028,314.65
NEMETSCHKE SE DE0006452907	82.80	1.91% 1.55		24/04/26 17:35:23	82,575 6,831,841.85
NORDEX SE DE000A0D6554	12.76	3.07% 0.38		24/04/26 17:40:35	261,607 3,327,288.21
PNE AG DE000A0JBPG2	13.40	1.21% 0.16		24/04/26 17:35:15	41,364 553,119.64
PORSCHE AUTO HL SE DE000PAH0038	49.35	0.84% 0.41		24/04/26 17:35:27	573,454 28,379,748.30
PUMA SE DE0006969603	43.71	3.82% 1.61		24/04/26 17:35:10	681,363 29,668,453.43
QIAGEN NV NL0015001WM6	38.76	2.16% 0.82		24/04/26 17:35:19	834,392 32,253,852.18
RATIONAL AG DE0007010803	803.00	1.65% 13.00		24/04/26 17:36:12	5,099 4,090,447.50
REDCARE PHARMACY NV NL0012044747	130.00	0.00% 0.00		24/04/26 17:35:20	115,616 15,049,901.20
RHEINMETALL AG DE0007030009	524.40	2.22% 11.40		24/04/26 17:43:09	302,400 156,460,651.80
RTL GROUP S.A. LU0061462528	29.20	0.86% 0.25		24/04/26 17:35:15	113,454 3,327,709.70
RWE AG DE0007037129	32.19	0.94% 0.30		24/04/26 17:36:10	2,207,834 71,367,746.85

HDAX PERFORMANCE-INDEX

SAP SE DE0007164600	174.00	2.23% 3.80		24/04/26 17:44:39	1,498,070 260,589,612.38
SARTORIUS AG VZ DE0007165631	290.20	2.87% 8.10		24/04/26 17:35:17	78,553 22,736,738.60
SCOUT24 SE NPV DE000A12DM80	69.00	0.66% 0.45		24/04/26 17:35:05	99,071 6,818,474.25
SIEMENS AG DE0007236101	177.62	2.26% 3.92		24/04/26 17:37:37	1,090,481 192,593,843.38
SIEMENS ENERGY AG DE000ENER6Y0	18.85	5.90% 1.05		24/04/26 17:35:04	4,818,532 89,357,135.94
SIEMENS HEALTHINEERS AG DE000SHL1006	52.94	1.22% 0.64		24/04/26 17:35:11	700,939 37,014,772.84
SILTRONIC AG DE000WAF3001	76.05	-0.91% -0.70		24/04/26 17:35:26	251,843 18,742,819.50
SIXT SE DE0007231326	89.75	1.70% 1.50		24/04/26 17:35:14	42,314 3,811,920.50
SMA SOLAR TECHNOLOGY AG DE000A0DJ6J9	50.85	6.47% 3.09		24/04/26 17:35:05	131,553 6,632,143.66
STABILUS SE DE000STAB1L8	59.00	2.25% 1.30		24/04/26 17:37:33	23,893 1,405,336.70
STROEER SE & CO KGAA DE0007493991	59.90	-0.58% -0.35		24/04/26 17:35:29	47,816 2,864,188.50
SYMRISE AG DE000SYM9999	99.86	-0.06% -0.06		24/04/26 17:35:08	515,122 51,448,861.54
TAG IMMOBILIEN AG DE0008303504	12.76	4.59% 0.56		24/04/26 17:35:07	427,569 5,422,481.21
TALANX AG DE000TLX1005	71.30	2.22% 1.55		24/04/26 17:35:12	123,383 8,765,094.50
TEAMVIEWER AG DE000A2YN900	12.61	2.02% 0.25		24/04/26 17:35:05	327,200 4,111,118.36
THYSSENKRUPP AG DE0007500001	4.733	6.17% 0.28		24/04/26 17:38:03	10,133,600 48,780,045.54
UNITED INTERNET AG DE0005089031	22.90	3.15% 0.70		24/04/26 17:35:14	143,162 3,253,560.66
VERBIO SE DE000A0JL9W6	19.87	4.09% 0.78		24/04/26 17:35:25	83,711 1,665,409.64
VITESCO TECHNOLOGIES GROU... DE000VTSC017	66.75	-0.07% -0.05		24/04/26 17:35:17	7,193 479,455.00
VOLKSWAGEN AG VZ DE0007664039	120.10	1.09% 1.30		24/04/26 17:35:19	814,483 97,839,792.30
VONOVIA SE DE000A1ML7J1	25.87	2.50% 0.63		24/04/26 17:35:05	2,518,090 65,082,348.07
WACKER CHEMIE AG DE000WCH8881	100.30	-1.52% -1.55		24/04/26 17:35:25	189,333 19,171,551.95