

HDAX PERFORMANCE-INDEX

ISIN: **DE0008469016** WKN: -

Overview

2024/04/24 17:50:00	
Price	9,640.30 EUR
Difference	▼ -0.36% (-35.14)
General attributes	
ISIN	DE0008469016
Symbol	HDAX
Country	Germany
Instruments in index	101
Type of index	Performance Index
Security type	Index
Market data	
Open	9,678.27 EUR
High	9,712.56 EUR
Low	9,626.40 EUR
Close (prev. day)	9,675.44 EUR
Trading volume (m)	-
Volume (pcs)	-



Information about previous performance does not guarantee future performance.
Source: FactSet

Top 5

Name	Price	+ - (%)	Trend
INFINEON T...	31.43	+5.45	▲
VITESCO TE...	66.80	+3.09	▲
STABILUS S...	57.30	+2.32	▲
HENSOLDT A...	39.20	+2.24	▲
UNITED INT...	22.30	+1.64	▲

Intraday 1w 1m 6m 1y 3y

Flop 5

Name	Price	+ - (%)	Trend
EVOTEC AG	9.64	-32.02	▼
DEUTSCHE B...	180.70	-4.01	▼
ZALANDO SE	25.39	-3.97	▼
AROUNDTOWN...	1.8995	-3.09	▼
TAG IMMOBL...	12.26	-2.70	▼

Intraday 1w 1m 6m 1y 3y

Recent research

on market		
Date	Headline	Download
2024/04/24	Credit Markets Weekly	Download
2024/04/24	Credit Markets Weekly (DE)	Download
2024/04/22	Wird sich die Stimmung im April verbessern?	
2024/04/19	Week Ahead	Download
2024/04/19	Wochenausblick	Download

Futures and Options

Related Futures -

Related Options -

Details

2024/04/24 17:50:00

Price

9,640.30 EUR

Difference  -0.36% (-35.14)

General attributes

ISIN	DE0008469016
Symbol	HDAX
Country	Germany
Security type	Index
Instruments in index	101

Market data

Open	9,678.27 EUR
High	9,712.56 EUR
Low	9,626.40 EUR
Close (prev. day)	9,675.44 EUR
Trading volume (m)	-
Volume (pcs)	-

Performance and Risk

	6m	1y	3y
Perf (%)	+20.12%	+12.03%	+14.60%
Perf (abs.)	+1,613.28	+1,034.61	+1,227.50
Beta	-	-	-
Volatility	9.99	11.34	17.37



Information about previous performance does not guarantee future performance.
Source: FactSet

Price data

Ø price 5 days Ø volume 5 days (pcs.)	9,566.51 EUR (0)
Ø price 30 days Ø volume 30 days (pcs.)	9,647.78 EUR (0)
Ø price 100 days Ø volume 100 days (pcs.)	9,246.64 EUR (0)
Ø price 250 days Ø volume 250 days (pcs.)	8,803.58 EUR (0)
YTD High date	9,898.35 EUR (2024/04/02)
YTD Low date	8,752.54 EUR (2024/01/17)
52 Weeks High date	9,898.35 EUR (2024/04/02)
52 Weeks Low date	7,873.99 EUR (2023/10/23)

Composition

Name ISIN	Price	Diff % Diff +/-	Performance	Date Time	Turnover Pc. Turnover Money
1&1 AG DE0005545503	16.64	0.24% 0.04		24/04/24 17:35:03	31,775 528,146.56
ADIDAS AG DE000A1EWWW0	227.70	-0.09% -0.20		24/04/24 17:35:18	482,904 110,400,957.90
ADTRAN HOLDINGS INC. US00486H1059	4.486	0.16% 0.01		24/04/24 17:35:18	249 1,116.64
AIRBUS SE NL0000235190	162.16	-0.32% -0.52		24/04/24 17:35:18	491,396 79,992,066.20
AIXTRON SE DE000A0WMPJ6	22.83	0.79% 0.18		24/04/24 17:35:15	1,473,820 34,224,542.14
ALLIANZ SE DE0008404005	266.70	-1.40% -3.80		24/04/24 17:40:34	1,072,335 286,547,858.30
AROUNDTOWN SA LU1673108939	1.8995	-3.09% -0.06		24/04/24 17:35:01	2,902,126 5,529,339.17
ATOSS SOFTWARE AG DE0005104400	239.50	-1.03% -2.50		24/04/24 17:35:29	4,746 1,140,944.00
AURUBIS AG DE0006766504	73.05	1.04% 0.75		24/04/24 17:35:20	84,124 6,156,139.90
BASF SE DE000BASF111	51.32	0.47% 0.24		24/04/24 17:42:21	3,858,949 197,757,960.89
BAYER AG DE000BAY0017	26.97	-1.37% -0.38		24/04/24 17:35:00	2,710,724 73,323,778.85
BAYERISCHE MOTOREN WERKE ... DE0005190003	106.55	0.09% 0.10		24/04/24 17:35:20	919,549 97,875,460.05
BECHTLE AG DE0005158703	47.10	0.43% 0.20		24/04/24 17:35:16	137,040 6,464,262.32
BEFESA S.A. LU1704650164	31.42	0.32% 0.10		24/04/24 17:35:21	71,592 2,262,667.20
BEIERSDORF AG DE0005200000	138.60	0.73% 1.00		24/04/24 17:35:26	290,544 40,294,313.40
BRENTAG SE DE000A1DAH0	76.06	0.74% 0.56		24/04/24 17:35:17	394,495 30,005,320.18
CANCOM SE DE0005419105	30.26	0.53% 0.16		24/04/24 17:35:07	66,067 2,008,313.24
CARL ZEISS MEDITEC AG DE0005313704	100.40	-2.14% -2.20		24/04/24 17:35:14	178,345 18,004,570.10
COMMERZBANK AG DE000CBK1001	13.855	-0.18% -0.03		24/04/24 17:39:16	5,051,875 70,145,286.07
COMPUGROUP MEDICAL SE & C... DE000A288904	29.10	-0.14% -0.04		24/04/24 17:35:01	89,597 2,610,954.86
CONTINENTAL AG DE0005439004	63.24	0.48% 0.30		24/04/24 17:35:25	324,837 20,555,435.38
COVESTRO AG DE0006062144	48.09	-1.31% -0.64		24/04/24 17:35:58	418,795 20,186,005.32
CTS EVENTIM AG & CO. KGAA DE0005470306	82.20	-1.02% -0.85		24/04/24 17:35:01	71,313 5,882,004.30























HDAX PERFORMANCE-INDEX

DAIMLER TRUCK HOLDING AG DE000DTR0CK8	42.88	-1.31% -0.57		24/04/24 17:35:00	1,647,752 70,859,741.68
DELIVERY HERO SE DE000A2E4K43	28.93	-1.57% -0.46		24/04/24 17:35:08	804,932 23,553,477.95
DEUTSCHE BANK AG DE0005140008	15.40	0.03% 0.00		24/04/24 17:39:56	8,688,954 133,702,705.42
DEUTSCHE BOERSE AG DE0005810055	180.70	-4.01% -7.55		24/04/24 17:35:06	787,645 144,293,989.70
DEUTSCHE LUFTHANSA AG DE0008232125	6.682	-0.89% -0.06		24/04/24 17:35:23	3,775,641 25,291,324.52
DEUTSCHE POST AG DE0005552004	38.44	-1.56% -0.61		24/04/24 17:42:42	2,743,301 105,769,723.43
DEUTSCHE TELEKOM AG DE0005557508	21.77	0.09% 0.02		24/04/24 17:39:27	9,753,066 212,298,033.41
DR. ING. H.C. F. PORSCHE ... DE000PAG9113	91.38	0.40% 0.36		24/04/24 17:35:43	470,943 43,077,478.14
E.ON SE DE000ENAG999	12.49	-0.24% -0.03		24/04/24 17:43:20	4,372,654 54,527,644.25
ENCAVIS AG DE0006095003	16.95	0.41% 0.07		24/04/24 17:35:17	279,369 4,729,234.91
ENERGIEKONTOR AG DE0005313506	63.30	0.00% 0.00		24/04/24 17:35:08	9,948 633,786.50
EVONIK INDUSTRIES AG DE000EVNK013	19.10	-0.52% -0.10		24/04/24 17:35:26	575,527 11,021,772.02
EVOTEC AG DE0005664809	9.64	-32.02% -4.54		24/04/24 17:41:54	21,191,178 205,663,741.52
FRAPORT AG DE0005773303	46.70	0.26% 0.12		24/04/24 17:37:29	210,196 9,823,544.64
FREENET AG DE000A0Z2ZZ5	26.94	-1.32% -0.36		24/04/24 17:35:02	236,803 6,412,009.10
FRESENIUS MEDICAL DE0005785802	38.96	-2.36% -0.94		24/04/24 17:35:14	344,818 13,521,367.61
FRESENIUS SE & CO. KGAA DE0005785604	27.32	-1.23% -0.34		24/04/24 17:35:14	1,281,130 35,151,502.80
FUCHS SE VZ. DE000A3E5D64	44.02	0.00% 0.00		24/04/24 17:35:19	43,539 1,922,935.98
GEA GROUP AG DE0006602006	37.26	-0.64% -0.24		24/04/24 17:35:17	211,308 7,886,122.70
GERRESHEIMER AG DE000A0LD6E6	101.40	-0.59% -0.60		24/04/24 17:35:01	93,149 9,489,906.70
HANNOVER RUECK SE DE0008402215	232.10	-1.32% -3.10		24/04/24 17:35:26	115,316 26,842,002.10
HEIDELBERG MATERIALS AG DE0006047004	93.64	-0.11% -0.10		24/04/24 17:35:18	299,792 28,056,900.22
HELLA GMBH & CO KGAA DE000A13SX22	83.50	0.24% 0.20		24/04/24 17:35:03	8,788 732,496.00
HELLOFRESH SE DE000A161408	6.748	-1.60% -0.11		24/04/24 17:39:01	2,156,306 14,646,982.83
HENKEL AG & CO KGAA VZ DE0006048432	72.60	0.72% 0.52		24/04/24 17:35:24	419,976 30,481,614.34
HENSOLDT AG NPV DE000HAG0005	39.20	2.24% 0.86		24/04/24 17:35:07	186,690 7,278,762.80
HOCHTIEF AG DE0006070006	103.70	-0.48% -0.50		24/04/24 17:37:29	49,131 5,103,161.50
HUGO BOSS AG	50.86	0.00%		24/04/24	256,990

HDAX PERFORMANCE-INDEX

DE000A1PHFF7		0.00		17:38:01	13,061,195.54
INFINEON TECHNOLOGIES AG DE0006231004	31.43	5.45% 1.63		24/04/24 17:37:51	9,134,155 289,743,009.72
JENOPTIK AG DE000A2NB601	24.74	-1.51% -0.38		24/04/24 17:35:16	76,606 1,908,183.78
JUNGHEINRICH AG VZ DE0006219934	35.94	-0.55% -0.20		24/04/24 17:35:21	27,425 986,681.28
K+S AG DE000KSAG888	13.68	-1.55% -0.22		24/04/24 17:35:20	933,039 12,779,718.22
KION GROUP AG DE000KGX8881	47.37	0.49% 0.23		24/04/24 17:35:09	155,649 7,372,007.69
KNORR-BREMSE AG DE000KBX1006	70.25	-0.78% -0.55		24/04/24 17:35:03	137,453 9,666,767.20
KONTRON AG AT0000A0E9W5	19.32	-0.72% -0.14		24/04/24 17:35:26	64,008 1,237,696.26
KRONES AG DE0006335003	123.60	-0.32% -0.40		24/04/24 17:35:03	7,372 912,432.20
LANXESS AG DE0005470405	25.98	-2.62% -0.70		24/04/24 17:35:20	319,075 8,342,622.29
LEG IMMOBILIEN SE DE000LEG1110	74.36	-1.74% -1.32		24/04/24 17:35:03	159,177 11,866,901.56
MERCEDES-BENZ GROUP AG DE0007100000	74.02	-0.04% -0.03		24/04/24 17:35:26	2,223,226 164,564,998.17
MERCK KGAA DE0006599905	152.35	-0.85% -1.30		24/04/24 17:35:26	339,364 51,889,820.25
MORPHOSYS AG DE0006632003	67.70	-0.07% -0.05		24/04/24 17:35:28	63,222 4,281,653.25
MTU AERO ENGINES AG DE000A0D9PT0	223.50	-0.27% -0.60		24/04/24 17:35:28	209,122 46,772,606.30
MÜNCHENER RÜCKVERSICHERUN... DE0008430026	430.60	-1.01% -4.40		24/04/24 17:43:41	351,358 151,465,400.70
NAGARRO SE DE000A3H2200	71.00	1.57% 1.10		24/04/24 17:35:16	21,679 1,527,403.80
NEMETSCHKE SE DE0006452907	82.75	1.16% 0.95		24/04/24 17:35:01	86,217 7,141,700.45
NORDEX SE DE000A0D6554	12.72	-1.09% -0.14		24/04/24 17:35:07	355,047 4,524,221.36
PNE AG DE000A0JBPG2	13.38	-0.15% -0.02		24/04/24 17:35:16	40,466 540,402.62
PORSCHE AUTO HL SE DE000PAH0038	49.34	-0.32% -0.16		24/04/24 17:35:16	375,691 18,540,885.30
PUMA SE DE0006969603	42.41	-1.23% -0.53		24/04/24 17:35:10	510,978 21,732,302.73
QIAGEN NV NL0015001WM6	38.575	-0.89% -0.35		24/04/24 17:35:11	853,570 33,065,346.55
RATIONAL AG DE0007010803	797.50	1.33% 10.50		24/04/24 17:37:10	3,702 2,946,543.00
REDCARE PHARMACY NV NL0012044747	135.30	0.22% 0.30		24/04/24 17:35:00	108,909 14,949,891.50
RHEINMETALL AG DE0007030009	520.60	1.17% 6.00		24/04/24 17:35:07	264,447 137,328,348.20
RTL GROUP S.A. LU0061462528	31.75	-0.31% -0.10		24/04/24 17:35:17	205,071 6,567,218.35
RWE AG DE0007037129	31.66	-0.85% -0.27		24/04/24 17:35:07	2,012,976 63,818,492.93

HDAX PERFORMANCE-INDEX

SAP SE DE0007164600	175.56	0.40% 0.70		24/04/24 17:42:52	2,201,986 387,538,997.82
SARTORIUS AG VZ DE0007165631	293.00	0.45% 1.30		24/04/24 17:40:20	185,974 54,324,133.60
SCOUT24 SE NPV DE000A12DM80	69.10	0.44% 0.30		24/04/24 17:35:01	96,289 6,656,641.05
SIEMENS AG DE0007236101	174.64	-0.40% -0.70		24/04/24 17:36:23	1,222,622 213,904,705.54
SIEMENS ENERGY AG DE000ENER6Y0	17.78	0.11% 0.02		24/04/24 17:38:48	3,194,209 56,671,820.27
SIEMENS HEALTHINEERS AG DE000SHL1006	52.76	1.15% 0.60		24/04/24 17:35:08	812,160 42,878,873.44
SILTRONIC AG DE000WAF3001	77.40	-0.39% -0.30		24/04/24 17:35:12	88,536 6,887,243.40
SIXT SE DE0007231326	89.90	-1.43% -1.30		24/04/24 17:36:28	32,127 2,896,918.20
SMA SOLAR TECHNOLOGY AG DE000A0DJ6J9	49.06	0.45% 0.22		24/04/24 17:37:13	179,890 8,808,489.68
STABILUS SE DE000STAB1L8	57.30	2.32% 1.30		24/04/24 17:35:13	28,721 1,640,097.70
STROEER SE & CO KGAA DE0007493991	60.75	0.16% 0.10		24/04/24 17:35:14	35,656 2,160,691.50
SYMRISE AG DE000SYM9999	104.10	-0.43% -0.45		24/04/24 17:35:10	445,442 46,300,429.15
TAG IMMOBILIEN AG DE0008303504	12.26	-2.70% -0.34		24/04/24 17:35:06	276,294 3,393,457.08
TALANX AG DE000TLX1005	70.40	-0.35% -0.25		24/04/24 17:35:13	80,279 5,653,956.00
TEAMVIEWER AG DE000A2YN900	12.415	-1.15% -0.14		24/04/24 17:35:19	326,706 4,066,030.50
THYSSENKRUPP AG DE0007500001	4.513	0.51% 0.02		24/04/24 17:35:26	2,415,345 10,924,214.45
UNITED INTERNET AG DE0005089031	22.30	1.64% 0.36		24/04/24 17:35:27	143,876 3,193,945.88
VERBIO SE DE000A0JL9W6	19.55	-1.21% -0.24		24/04/24 17:35:18	81,348 1,588,338.52
VITESCO TECHNOLOGIES GROU... DE000VTSC017	66.80	3.09% 2.00		24/04/24 17:35:23	9,363 622,616.25
VOLKSWAGEN AG VZ DE0007664039	120.10	-1.03% -1.25		24/04/24 17:40:04	820,001 98,605,309.85
VONOVIA SE DE000A1ML7J1	25.35	-1.67% -0.43		24/04/24 17:36:04	2,676,764 68,265,410.70
WACKER CHEMIE AG DE000WCH8881	106.30	-2.21% -2.40		24/04/24 17:35:01	88,881 9,490,977.00