

HDAX PERFORMANCE-INDEX

ISIN: **DE0008469016** WKN: -

Overview

2024/04/23 17:50:00	
Price	9,675.44 EUR
Difference	▲ 1.43% (136.79)
General attributes	
ISIN	DE0008469016
Symbol	HDAX
Country	Germany
Instruments in index	101
Type of index	Performance Index
Security type	Index
Market data	
Open	9,563.10 EUR
High	9,678.89 EUR
Low	9,563.10 EUR
Close (prev. day)	9,538.65 EUR
Trading volume (m)	-
Volume (pcs)	-



Information about previous performance does not guarantee future performance.
Source: FactSet

Top 5

Name	Price	+ - (%)	Trend
SARTORIUS ...	291.70	+6.77	▲
DELIVERY H...	29.39	+5.76	▲
AIXTRON SE	22.65	+5.40	▲
AROUNDTOWN...	1.96	+5.35	▲
SAP SE	174.86	+5.27	▲

Intraday | 1w | 1m | 6m | 1y | 3y

Recent research

Date	Headline	Download
2024/04/22	Wird sich die Stimmung im April verbessern?	
2024/04/19	Week Ahead	
2024/04/19	Wochenausblick	
2024/04/17	Credit Markets Weekly	
2024/04/17	Credit Markets Weekly (DE)	

Flop 5

Name	Price	+ - (%)	Trend
BEFESA S.A...	31.32	-3.39	▼
HENKEL AG ...	72.08	-2.65	▼
AURUBIS AG	72.30	-1.97	▼
WACKER CHE...	108.70	-1.32	▼
EVONIK IND...	19.20	-1.23	▼

Intraday | 1w | 1m | 6m | 1y | 3y

Futures and Options

Related Futures -

Related Options -

Details

2024/04/23 17:50:00

Price

9,675.44 EUR

Difference ▲ 1.43% (136.79)

General attributes

ISIN	DE0008469016
Symbol	HDAX
Country	Germany
Security type	Index
Instruments in index	101

Market data

Open	9,563.10 EUR
High	9,678.89 EUR
Low	9,563.10 EUR
Close (prev. day)	9,538.65 EUR
Trading volume (m)	-
Volume (pcs)	-

Performance and Risk

	6m	1y	3y
Perf (%)	+21.47%	+12.50%	+15.15%
Perf (abs.)	+1,710.66	+1,075.41	+1,273.64
Beta	-	-	-
Volatility	9.98	11.34	17.38



Information about previous performance does not guarantee future performance.
Source: FactSet

Price data

Ø price 5 days Ø volume 5 days (pcs.)	9,536.01 EUR (0)
Ø price 30 days Ø volume 30 days (pcs.)	9,642.51 EUR (0)
Ø price 100 days Ø volume 100 days (pcs.)	9,237.43 EUR (0)
Ø price 250 days Ø volume 250 days (pcs.)	8,799.32 EUR (0)
YTD High date	9,898.35 EUR (2024/04/02)
YTD Low date	8,752.54 EUR (2024/01/17)
52 Weeks High date	9,898.35 EUR (2024/04/02)
52 Weeks Low date	7,873.99 EUR (2023/10/23)























Composition

Name ISIN	Price	Diff % Diff +/-	Performance	Date Time	Turnover Pc. Turnover Money
1&1 AG DE0005545503	16.60	0.85% 0.14		24/04/23 17:35:11	25,182 418,357.86
ADIDAS AG DE000A1EWWW0	227.90	1.83% 4.10		24/04/23 17:37:02	429,712 97,449,565.30
ADTRAN HOLDINGS INC. US00486H1059	4.479	1.31% 0.06		24/04/23 17:35:20	2,500 11,161.66
AIRBUS SE NL0000235190	162.68	0.74% 1.20		24/04/23 17:35:22	492,033 79,786,878.94
AIXTRON SE DE000A0WMPJ6	22.65	5.40% 1.16		24/04/23 17:35:19	1,043,869 23,510,488.12
ALLIANZ SE DE0008404005	270.50	1.42% 3.80		24/04/23 17:44:59	844,070 227,508,124.30
AROUNDTOWN SA LU1673108939	1.96	5.35% 0.10		24/04/23 17:35:07	3,628,135 7,009,160.84
ATOSS SOFTWARE AG DE0005104400	242.00	0.83% 2.00		24/04/23 17:35:04	3,172 767,419.00
AURUBIS AG DE0006766504	72.30	-1.97% -1.45		24/04/23 17:37:48	110,500 8,028,183.90
BASF SE DE000BASF111	51.08	-0.06% -0.03		24/04/23 17:41:35	3,111,817 158,787,768.86
BAYER AG DE000BAY0017	27.345	0.11% 0.03		24/04/23 17:36:35	3,055,329 83,438,428.02
BAYERISCHE MOTOREN WERKE ... DE0005190003	106.45	0.57% 0.60		24/04/23 17:37:41	946,389 100,467,680.80
BECHTLE AG DE0005158703	46.90	1.65% 0.76		24/04/23 17:35:19	121,432 5,687,173.42
BEFESA S.A. LU1704650164	31.32	-3.39% -1.10		24/04/23 17:35:23	148,211 4,682,966.80
BEIERSDORF AG DE0005200000	137.60	0.88% 1.20		24/04/23 17:35:29	288,391 39,729,521.40
BRENTAG SE DE000A1DAH0	75.50	1.26% 0.94		24/04/23 17:39:01	366,954 27,600,415.82
CANCOM SE DE0005419105	30.10	3.22% 0.94		24/04/23 17:41:19	60,242 1,809,694.88
CARL ZEISS MEDITEC AG DE0005313704	102.60	4.06% 4.00		24/04/23 17:35:01	192,660 19,660,904.20
COMMERZBANK AG DE000CBK1001	13.88	2.78% 0.38		24/04/23 17:35:18	5,479,981 75,640,496.37
COMPUGROUP MEDICAL SE & C... DE000A288904	29.14	0.21% 0.06		24/04/23 17:35:25	95,932 2,793,219.02
CONTINENTAL AG DE0005439004	62.94	0.00% 0.00		24/04/23 17:35:16	394,321 24,805,542.72
COVESTRO AG DE0006062144	48.73	0.47% 0.23		24/04/23 17:35:23	535,954 26,069,206.24
CTS EVENTIM AG & CO. KGAA DE0005470306	83.05	2.22% 1.80		24/04/23 17:35:15	108,434 8,995,659.05



















HDAX PERFORMANCE-INDEX

DAIMLER TRUCK HOLDING AG DE000DTR0CK8	43.45	0.53% 0.23		24/04/23 17:35:29	1,099,191 47,702,954.37
DELIVERY HERO SE DE000A2E4K43	29.39	5.76% 1.60		24/04/23 17:35:18	1,000,629 29,500,510.79
DEUTSCHE BANK AG DE0005140008	15.396	1.56% 0.24		24/04/23 17:35:46	8,380,135 128,397,400.95
DEUTSCHE BOERSE AG DE0005810055	188.25	0.21% 0.40		24/04/23 17:35:21	434,555 81,883,828.65
DEUTSCHE LUFTHANSA AG DE0008232125	6.742	-0.15% -0.01		24/04/23 17:35:05	4,782,910 32,348,890.29
DEUTSCHE POST AG DE0005552004	39.05	1.03% 0.40		24/04/23 17:35:03	2,401,247 93,753,147.51
DEUTSCHE TELEKOM AG DE0005557508	21.75	0.65% 0.14		24/04/23 17:35:30	7,826,694 170,015,830.00
DR. ING. H.C. F. PORSCHE ... DE000PAG9113	91.02	1.72% 1.54		24/04/23 17:38:42	472,265 42,852,318.06
E.ON SE DE000ENAG999	12.52	0.36% 0.05		24/04/23 17:35:08	5,179,857 64,830,775.64
ENCAVIS AG DE0006095003	16.88	-0.06% -0.01		24/04/23 17:38:26	311,418 5,258,399.81
ENERGIEKONTOR AG DE0005313506	63.30	1.77% 1.10		24/04/23 17:35:26	4,656 295,154.80
EVONIK INDUSTRIES AG DE000EVNK013	19.20	-1.23% -0.24		24/04/23 17:35:12	777,366 14,940,863.53
EVOTEC AG DE0005664809	14.18	3.50% 0.48		24/04/23 17:35:17	654,746 9,224,960.51
FRAPORT AG DE0005773303	46.58	2.28% 1.04		24/04/23 17:39:17	258,821 11,939,297.82
FREENET AG DE000A0Z2ZZ5	27.30	0.15% 0.04		24/04/23 17:35:02	189,861 5,177,594.82
FRESENIUS MEDICAL DE0005785802	39.90	2.36% 0.92		24/04/23 17:35:01	801,792 31,964,824.49
FRESENIUS SE & CO. KGAA DE0005785604	27.66	1.02% 0.28		24/04/23 17:35:00	1,356,771 37,523,734.44
FUCHS SE VZ. DE000A3E5D64	44.02	-0.36% -0.16		24/04/23 17:35:01	101,420 4,460,887.98
GEA GROUP AG DE0006602006	37.50	0.21% 0.08		24/04/23 17:35:20	227,812 8,540,013.50
GERRESHEIMER AG DE000A0LD6E6	102.00	0.69% 0.70		24/04/23 17:35:25	61,420 6,230,202.90
HANNOVER RUECK SE DE0008402215	235.20	1.82% 4.20		24/04/23 17:35:04	129,825 30,389,125.60
HEIDELBERG MATERIALS AG DE0006047004	93.74	1.54% 1.42		24/04/23 17:40:52	309,282 28,906,274.78
HELLA GMBH & CO KGAA DE000A13SX22	83.30	0.36% 0.30		24/04/23 17:35:15	7,703 641,599.80
HELLOFRESH SE DE000A161408	6.858	-0.61% -0.04		24/04/23 17:35:17	2,565,156 17,861,574.02
HENKEL AG & CO KGAA VZ DE0006048432	72.08	-2.65% -1.96		24/04/23 17:35:28	344,329 24,871,389.22
HENSOLDT AG NPV DE000HAG0005	38.34	1.21% 0.46		24/04/23 17:35:21	191,281 7,334,201.06
HOCHTIEF AG DE0006070006	104.20	0.58% 0.60		24/04/23 17:40:52	36,481 3,801,319.10
HUGO BOSS AG	50.86	0.51%		24/04/23	220,662

HDAX PERFORMANCE-INDEX

DE000A1PHFF7		0.26		17:35:51	11,222,831.38
INFINEON TECHNOLOGIES AG DE0006231004	29.805	0.00% 0.00		24/04/23 17:38:11	5,505,302 164,171,670.35
JENOPTIK AG DE000A2NB601	25.12	2.78% 0.68		24/04/23 17:35:11	172,400 4,310,590.44
JUNGHEINRICH AG VZ DE0006219934	36.14	2.03% 0.72		24/04/23 17:35:07	49,330 1,775,948.58
K+S AG DE000KSAG888	13.895	0.07% 0.01		24/04/23 17:35:09	751,689 10,438,419.37
KION GROUP AG DE000KGX8881	47.14	0.62% 0.29		24/04/23 17:35:05	206,352 9,729,957.08
KNORR-BREMSE AG DE000KBX1006	70.80	-0.28% -0.20		24/04/23 17:35:13	121,925 8,641,499.20
KONTRON AG AT0000A0E9W5	19.46	2.10% 0.40		24/04/23 17:35:27	90,509 1,767,022.91
KRONES AG DE0006335003	124.00	0.65% 0.80		24/04/23 17:35:14	13,180 1,635,430.20
LANXESS AG DE0005470405	26.68	1.25% 0.33		24/04/23 17:35:25	298,588 7,945,856.56
LEG IMMOBILIEN SE DE000LEG1110	75.68	1.20% 0.90		24/04/23 17:35:04	164,702 12,481,562.48
MERCEDES-BENZ GROUP AG DE0007100000	74.05	-0.19% -0.14		24/04/23 17:41:03	2,305,021 170,435,565.47
MERCK KGAA DE0006599905	153.65	4.03% 5.95		24/04/23 17:35:14	503,255 77,018,697.80
MORPHOSYS AG DE0006632003	67.75	0.00% 0.00		24/04/23 17:35:54	55,900 3,788,375.10
MTU AERO ENGINES AG DE000A0D9PT0	224.10	3.08% 6.70		24/04/23 17:37:23	203,443 45,192,938.20
MÜNCHENER RÜCKVERSICHERUN... DE0008430026	435.00	3.94% 16.50		24/04/23 17:43:11	521,614 224,150,119.50
NAGARRO SE DE000A3H2200	69.90	3.17% 2.15		24/04/23 17:35:08	24,885 1,720,238.30
NEMETSCHKE SE DE0006452907	81.80	1.55% 1.25		24/04/23 17:35:23	82,662 6,744,267.10
NORDEX SE DE000A0D6554	12.86	2.23% 0.28		24/04/23 17:37:55	579,745 7,422,985.21
PNE AG DE000A0JBPG2	13.40	1.06% 0.14		24/04/23 17:35:11	27,010 361,414.56
PORSCHE AUTO HL SE DE000PAH0038	49.50	0.55% 0.27		24/04/23 17:35:28	462,207 22,787,312.08
PUMA SE DE0006969603	42.94	0.54% 0.23		24/04/23 17:35:07	393,796 16,921,849.17
QIAGEN NV NL0015001WM6	38.92	1.26% 0.49		24/04/23 17:35:12	750,950 29,135,035.12
RATIONAL AG DE0007010803	787.00	1.16% 9.00		24/04/23 17:36:25	5,682 4,456,094.50
REDCARE PHARMACY NV NL0012044747	135.00	3.05% 4.00		24/04/23 17:39:15	98,781 13,411,493.50
RHEINMETALL AG DE0007030009	514.60	0.94% 4.80		24/04/23 17:38:51	398,292 205,249,482.20
RTL GROUP S.A. LU0061462528	31.85	1.92% 0.60		24/04/23 17:38:06	444,376 14,258,876.05
RWE AG DE0007037129	31.93	-0.44% -0.14		24/04/23 17:35:25	2,263,400 72,235,514.01

HDAX PERFORMANCE-INDEX

SAP SE DE0007164600	174.86	5.27% 8.76		24/04/23 17:44:42	2,601,142 452,491,808.04
SARTORIUS AG VZ DE0007165631	291.70	6.77% 18.50		24/04/23 17:40:00	334,829 96,665,911.10
SCOUT24 SE NPV DE000A12DM80	68.80	1.47% 1.00		24/04/23 17:35:24	151,303 10,452,239.95
SIEMENS AG DE0007236101	175.34	0.76% 1.32		24/04/23 17:35:26	1,100,624 192,683,550.74
SIEMENS ENERGY AG DE000ENER6Y0	17.76	-0.06% -0.01		24/04/23 17:35:03	2,948,625 52,348,478.63
SIEMENS HEALTHINEERS AG DE000SHL1006	52.16	1.36% 0.70		24/04/23 17:35:05	646,632 33,647,864.06
SILTRONIC AG DE000WAF3001	77.70	1.17% 0.90		24/04/23 17:35:05	72,603 5,646,341.70
SIXT SE DE0007231326	91.20	1.22% 1.10		24/04/23 17:35:05	24,478 2,234,926.40
SMA SOLAR TECHNOLOGY AG DE000A0DJ6J9	48.84	3.47% 1.64		24/04/23 17:35:12	147,672 7,132,791.04
STABILUS SE DE000STAB1L8	56.00	1.27% 0.70		24/04/23 17:35:27	16,049 895,271.20
STROEER SE & CO KGAA DE0007493991	60.65	0.75% 0.45		24/04/23 17:35:29	42,110 2,562,651.95
SYMRISE AG DE000SYM9999	104.55	-0.62% -0.65		24/04/23 17:35:22	359,439 37,578,181.85
TAG IMMOBILIEN AG DE0008303504	12.60	2.44% 0.30		24/04/23 17:35:23	333,423 4,184,658.50
TALANX AG DE000TLX1005	70.65	2.17% 1.50		24/04/23 17:35:27	84,022 5,910,267.25
TEAMVIEWER AG DE000A2YN900	12.56	1.25% 0.16		24/04/23 17:35:10	281,985 3,531,388.43
THYSSENKRUPP AG DE0007500001	4.49	-0.73% -0.03		24/04/23 17:35:16	3,469,869 15,645,291.05
UNITED INTERNET AG DE0005089031	21.94	2.33% 0.50		24/04/23 17:35:02	214,630 4,692,982.00
VERBIO SE DE000A0JL9W6	19.79	2.65% 0.51		24/04/23 17:35:16	149,402 2,944,181.31
VITESCO TECHNOLOGIES GROU... DE000VTSC017	64.80	0.31% 0.20		24/04/23 17:35:27	8,260 536,865.10
VOLKSWAGEN AG VZ DE0007664039	121.35	0.04% 0.05		24/04/23 17:35:10	947,265 114,700,821.95
VONOVIA SE DE000A1ML7J1	25.78	1.66% 0.42		24/04/23 17:35:04	2,031,658 52,312,690.68
WACKER CHEMIE AG DE000WCH8881	108.70	-1.32% -1.45		24/04/23 17:36:22	130,215 14,137,821.60