

# HDAX PERFORMANCE-INDEX

ISIN: **DE0008469016** WKN: -

## Overview

<b>2024/04/23 17:50:00</b>	
<b>Price</b>	<b>9,675.44</b> EUR
<b>Difference</b>	<span style="color: green;">▲</span> 1.43% (136.79)
<b>General attributes</b>	
ISIN	DE0008469016
Symbol	HDAX
Country	Germany
Instruments in index	101
Type of index	Performance Index
Security type	Index
<b>Market data</b>	
Open	9,563.10 EUR
High	9,678.89 EUR
Low	9,563.10 EUR
Close (prev. day)	9,538.65 EUR
Trading volume (m)	-
Volume (pcs)	-



Information about previous performance does not guarantee future performance.  
Source: FactSet

### Top 5

Name	Price	+ - (%)	Trend
SARTORIUS ...	291.70	+6.77	<span style="color: green;">▲</span>
DELIVERY H...	29.39	+5.76	<span style="color: green;">▲</span>
AIXTRON SE	22.65	+5.40	<span style="color: green;">▲</span>
AROUNDTOWN...	1.96	+5.35	<span style="color: green;">▲</span>
SAP SE	174.86	+5.27	<span style="color: green;">▲</span>

Intraday 1w 1m 6m 1y 3y

### Recent research

Date	Headline	Download
2024/04/22	Wird sich die Stimmung im April verbessern?	
2024/04/19	Week Ahead	
2024/04/19	Wochenausblick	
2024/04/17	Credit Markets Weekly	
2024/04/17	Credit Markets Weekly (DE)	

### Flop 5

Name	Price	+ - (%)	Trend
BEFESA S.A...	31.32	-3.39	<span style="color: red;">▼</span>
HENKEL AG ...	72.08	-2.65	<span style="color: red;">▼</span>
AURUBIS AG	72.30	-1.97	<span style="color: red;">▼</span>
WACKER CHE...	108.70	-1.32	<span style="color: red;">▼</span>
EVONIK IND...	19.20	-1.23	<span style="color: red;">▼</span>

Intraday 1w 1m 6m 1y 3y

**Futures and Options**

**Related Futures** -

**Related Options** -

## Details

2024/04/23 17:50:00

Price

**9,675.44** EUR

Difference ▲ 1.43% (136.79)

### General attributes

ISIN	DE0008469016
Symbol	HDAX
Country	Germany
Security type	Index
Instruments in index	101

### Market data

Open	9,563.10 EUR
High	9,678.89 EUR
Low	9,563.10 EUR
Close (prev. day)	9,538.65 EUR
Trading volume (m)	-
Volume (pcs)	-

### Performance and Risk

	6m	1y	3y
Perf (%)	+21.47%	+12.50%	+15.15%
Perf (abs.)	+1,710.66	+1,075.41	+1,273.64
Beta	-	-	-
Volatility	9.98	11.34	17.38



Information about previous performance does not guarantee future performance.  
Source: FactSet

### Price data

Ø price 5 days   Ø volume 5 days (pcs.)	9,536.01 EUR (0)
Ø price 30 days   Ø volume 30 days (pcs.)	9,642.51 EUR (0)
Ø price 100 days   Ø volume 100 days (pcs.)	9,237.43 EUR (0)
Ø price 250 days   Ø volume 250 days (pcs.)	8,799.32 EUR (0)
YTD High   date	9,898.35 EUR (2024/04/02)
YTD Low   date	8,752.54 EUR (2024/01/17)
52 Weeks High   date	9,898.35 EUR (2024/04/02)
52 Weeks Low   date	7,873.99 EUR (2023/10/23)

## Composition

Name ISIN	Price	Diff % Diff +/-	Performance	Date Time	Turnover Pc. Turnover Money
1&1 AG DE0005545503	16.60	0.85% 0.14		24/04/23 17:35:11	25,182 418,357.86
ADIDAS AG DE000A1EWWW0	227.90	1.83% 4.10		24/04/23 17:37:02	429,712 97,449,565.30
ADTRAN HOLDINGS INC. US00486H1059	4.479	1.31% 0.06		24/04/23 17:35:20	2,500 11,161.66
AIRBUS SE NL0000235190	162.68	0.74% 1.20		24/04/23 17:35:22	492,033 79,786,878.94
AIXTRON SE DE000A0WMPJ6	22.65	5.40% 1.16		24/04/23 17:35:19	1,043,869 23,510,488.12
ALLIANZ SE DE0008404005	270.50	1.42% 3.80		24/04/23 17:44:59	844,070 227,508,124.30
AROUNDTOWN SA LU1673108939	1.96	5.35% 0.10		24/04/23 17:35:07	3,628,135 7,009,160.84
ATOSS SOFTWARE AG DE0005104400	242.00	0.83% 2.00		24/04/23 17:35:04	3,172 767,419.00
AURUBIS AG DE0006766504	72.30	-1.97% -1.45		24/04/23 17:37:48	110,500 8,028,183.90
BASF SE DE000BASF111	51.08	-0.06% -0.03		24/04/23 17:41:35	3,111,817 158,787,768.86
BAYER AG DE000BAY0017	27.345	0.11% 0.03		24/04/23 17:36:35	3,055,329 83,438,428.02
BAYERISCHE MOTOREN WERKE ... DE0005190003	106.45	0.57% 0.60		24/04/23 17:37:41	946,389 100,467,680.80
BECHTLE AG DE0005158703	46.90	1.65% 0.76		24/04/23 17:35:19	121,432 5,687,173.42
BEFESA S.A. LU1704650164	31.32	-3.39% -1.10		24/04/23 17:35:23	148,211 4,682,966.80
BEIERSDORF AG DE0005200000	137.60	0.88% 1.20		24/04/23 17:35:29	288,391 39,729,521.40
BRENTAG SE DE000A1DAH0	75.50	1.26% 0.94		24/04/23 17:39:01	366,954 27,600,415.82
CANCOM SE DE0005419105	30.10	3.22% 0.94		24/04/23 17:41:19	60,242 1,809,694.88
CARL ZEISS MEDITEC AG DE0005313704	102.60	4.06% 4.00		24/04/23 17:35:01	192,660 19,660,904.20
COMMERZBANK AG DE000CBK1001	13.88	2.78% 0.38		24/04/23 17:35:18	5,479,981 75,640,496.37
COMPUGROUP MEDICAL SE & C... DE000A288904	29.14	0.21% 0.06		24/04/23 17:35:25	95,932 2,793,219.02
CONTINENTAL AG DE0005439004	62.94	0.00% 0.00		24/04/23 17:35:16	394,321 24,805,542.72
COVESTRO AG DE0006062144	48.73	0.47% 0.23		24/04/23 17:35:23	535,954 26,069,206.24
CTS EVENTIM AG & CO. KGAA DE0005470306	83.05	2.22% 1.80		24/04/23 17:35:15	108,434 8,995,659.05



















## HDAX PERFORMANCE-INDEX

DAIMLER TRUCK HOLDING AG DE000DTR0CK8	43.45	0.53% 0.23		24/04/23 17:35:29	1,099,191 47,702,954.37
DELIVERY HERO SE DE000A2E4K43	29.39	5.76% 1.60		24/04/23 17:35:18	1,000,629 29,500,510.79
DEUTSCHE BANK AG DE0005140008	15.396	1.56% 0.24		24/04/23 17:35:46	8,380,135 128,397,400.95
DEUTSCHE BOERSE AG DE0005810055	188.25	0.21% 0.40		24/04/23 17:35:21	434,555 81,883,828.65
DEUTSCHE LUFTHANSA AG DE0008232125	6.742	-0.15% -0.01		24/04/23 17:35:05	4,782,910 32,348,890.29
DEUTSCHE POST AG DE0005552004	39.05	1.03% 0.40		24/04/23 17:35:03	2,401,247 93,753,147.51
DEUTSCHE TELEKOM AG DE0005557508	21.75	0.65% 0.14		24/04/23 17:35:30	7,826,694 170,015,830.00
DR. ING. H.C. F. PORSCHE ... DE000PAG9113	91.02	1.72% 1.54		24/04/23 17:38:42	472,265 42,852,318.06
E.ON SE DE000ENAG999	12.52	0.36% 0.05		24/04/23 17:35:08	5,179,857 64,830,775.64
ENCAVIS AG DE0006095003	16.88	-0.06% -0.01		24/04/23 17:38:26	311,418 5,258,399.81
ENERGIEKONTOR AG DE0005313506	63.30	1.77% 1.10		24/04/23 17:35:26	4,656 295,154.80
EVONIK INDUSTRIES AG DE000EVNK013	19.20	-1.23% -0.24		24/04/23 17:35:12	777,366 14,940,863.53
EVOTEC AG DE0005664809	14.18	3.50% 0.48		24/04/23 17:35:17	654,746 9,224,960.51
FRAPORT AG DE0005773303	46.58	2.28% 1.04		24/04/23 17:39:17	258,821 11,939,297.82
FREENET AG DE000A0Z2ZZ5	27.30	0.15% 0.04		24/04/23 17:35:02	189,861 5,177,594.82
FRESENIUS MEDICAL DE0005785802	39.90	2.36% 0.92		24/04/23 17:35:01	801,792 31,964,824.49
FRESENIUS SE & CO. KGAA DE0005785604	27.66	1.02% 0.28		24/04/23 17:35:00	1,356,771 37,523,734.44
FUCHS SE VZ. DE000A3E5D64	44.02	-0.36% -0.16		24/04/23 17:35:01	101,420 4,460,887.98
GEA GROUP AG DE0006602006	37.50	0.21% 0.08		24/04/23 17:35:20	227,812 8,540,013.50
GERRESHEIMER AG DE000A0LD6E6	102.00	0.69% 0.70		24/04/23 17:35:25	61,420 6,230,202.90
HANNOVER RUECK SE DE0008402215	235.20	1.82% 4.20		24/04/23 17:35:04	129,825 30,389,125.60
HEIDELBERG MATERIALS AG DE0006047004	93.74	1.54% 1.42		24/04/23 17:40:52	309,282 28,906,274.78
HELLA GMBH & CO KGAA DE000A13SX22	83.30	0.36% 0.30		24/04/23 17:35:15	7,703 641,599.80
HELLOFRESH SE DE000A161408	6.858	-0.61% -0.04		24/04/23 17:35:17	2,565,156 17,861,574.02
HENKEL AG & CO KGAA VZ DE0006048432	72.08	-2.65% -1.96		24/04/23 17:35:28	344,329 24,871,389.22
HENSOLDT AG NPV DE000HAG0005	38.34	1.21% 0.46		24/04/23 17:35:21	191,281 7,334,201.06
HOCHTIEF AG DE0006070006	104.20	0.58% 0.60		24/04/23 17:40:52	36,481 3,801,319.10
HUGO BOSS AG	50.86	0.51%		24/04/23	220,662

## HDAX PERFORMANCE-INDEX

DE000A1PHFF7		0.26		17:35:51	11,222,831.38
INFINEON TECHNOLOGIES AG DE0006231004	29.805	0.00% 0.00		24/04/23 17:38:11	5,505,302 164,171,670.35
JENOPTIK AG DE000A2NB601	25.12	2.78% 0.68		24/04/23 17:35:11	172,400 4,310,590.44
JUNGHEINRICH AG VZ DE0006219934	36.14	2.03% 0.72		24/04/23 17:35:07	49,330 1,775,948.58
K+S AG DE000KSAG888	13.895	0.07% 0.01		24/04/23 17:35:09	751,689 10,438,419.37
KION GROUP AG DE000KGX8881	47.14	0.62% 0.29		24/04/23 17:35:05	206,352 9,729,957.08
KNORR-BREMSE AG DE000KBX1006	70.80	-0.28% -0.20		24/04/23 17:35:13	121,925 8,641,499.20
KONTRON AG AT0000A0E9W5	19.46	2.10% 0.40		24/04/23 17:35:27	90,509 1,767,022.91
KRONES AG DE0006335003	124.00	0.65% 0.80		24/04/23 17:35:14	13,180 1,635,430.20
LANXESS AG DE0005470405	26.68	1.25% 0.33		24/04/23 17:35:25	298,588 7,945,856.56
LEG IMMOBILIEN SE DE000LEG1110	75.68	1.20% 0.90		24/04/23 17:35:04	164,702 12,481,562.48
MERCEDES-BENZ GROUP AG DE0007100000	74.05	-0.19% -0.14		24/04/23 17:41:03	2,305,021 170,435,565.47
MERCK KGAA DE0006599905	153.65	4.03% 5.95		24/04/23 17:35:14	503,255 77,018,697.80
MORPHOSYS AG DE0006632003	67.75	0.00% 0.00		24/04/23 17:35:54	55,900 3,788,375.10
MTU AERO ENGINES AG DE000A0D9PT0	224.10	3.08% 6.70		24/04/23 17:37:23	203,443 45,192,938.20
MÜNCHENER RÜCKVERSICHERUN... DE0008430026	435.00	3.94% 16.50		24/04/23 17:43:11	521,614 224,150,119.50
NAGARRO SE DE000A3H2200	69.90	3.17% 2.15		24/04/23 17:35:08	24,885 1,720,238.30
NEMETSCHKE SE DE0006452907	81.80	1.55% 1.25		24/04/23 17:35:23	82,662 6,744,267.10
NORDEX SE DE000A0D6554	12.86	2.23% 0.28		24/04/23 17:37:55	579,745 7,422,985.21
PNE AG DE000A0JBPG2	13.40	1.06% 0.14		24/04/23 17:35:11	27,010 361,414.56
PORSCHE AUTO HL SE DE000PAH0038	49.50	0.55% 0.27		24/04/23 17:35:28	462,207 22,787,312.08
PUMA SE DE0006969603	42.94	0.54% 0.23		24/04/23 17:35:07	393,796 16,921,849.17
QIAGEN NV NL0015001WM6	38.92	1.26% 0.49		24/04/23 17:35:12	750,950 29,135,035.12
RATIONAL AG DE0007010803	787.00	1.16% 9.00		24/04/23 17:36:25	5,682 4,456,094.50
REDCARE PHARMACY NV NL0012044747	135.00	3.05% 4.00		24/04/23 17:39:15	98,781 13,411,493.50
RHEINMETALL AG DE0007030009	514.60	0.94% 4.80		24/04/23 17:38:51	398,292 205,249,482.20
RTL GROUP S.A. LU0061462528	31.85	1.92% 0.60		24/04/23 17:38:06	444,376 14,258,876.05
RWE AG DE0007037129	31.93	-0.44% -0.14		24/04/23 17:35:25	2,263,400 72,235,514.01

## HDAX PERFORMANCE-INDEX

SAP SE DE0007164600	174.86	5.27% 8.76		24/04/23 17:44:42	2,601,142 452,491,808.04
SARTORIUS AG VZ DE0007165631	291.70	6.77% 18.50		24/04/23 17:40:00	334,829 96,665,911.10
SCOUT24 SE NPV DE000A12DM80	68.80	1.47% 1.00		24/04/23 17:35:24	151,303 10,452,239.95
SIEMENS AG DE0007236101	175.34	0.76% 1.32		24/04/23 17:35:26	1,100,624 192,683,550.74
SIEMENS ENERGY AG DE000ENER6Y0	17.76	-0.06% -0.01		24/04/23 17:35:03	2,948,625 52,348,478.63
SIEMENS HEALTHINEERS AG DE000SHL1006	52.16	1.36% 0.70		24/04/23 17:35:05	646,632 33,647,864.06
SILTRONIC AG DE000WAF3001	77.70	1.17% 0.90		24/04/23 17:35:05	72,603 5,646,341.70
SIXT SE DE0007231326	91.20	1.22% 1.10		24/04/23 17:35:05	24,478 2,234,926.40
SMA SOLAR TECHNOLOGY AG DE000A0DJ6J9	48.84	3.47% 1.64		24/04/23 17:35:12	147,672 7,132,791.04
STABILUS SE DE000STAB1L8	56.00	1.27% 0.70		24/04/23 17:35:27	16,049 895,271.20
STROEER SE & CO KGAA DE0007493991	60.65	0.75% 0.45		24/04/23 17:35:29	42,110 2,562,651.95
SYMRISE AG DE000SYM9999	104.55	-0.62% -0.65		24/04/23 17:35:22	359,439 37,578,181.85
TAG IMMOBILIEN AG DE0008303504	12.60	2.44% 0.30		24/04/23 17:35:23	333,423 4,184,658.50
TALANX AG DE000TLX1005	70.65	2.17% 1.50		24/04/23 17:35:27	84,022 5,910,267.25
TEAMVIEWER AG DE000A2YN900	12.56	1.25% 0.16		24/04/23 17:35:10	281,985 3,531,388.43
THYSSENKRUPP AG DE0007500001	4.49	-0.73% -0.03		24/04/23 17:35:16	3,469,869 15,645,291.05
UNITED INTERNET AG DE0005089031	21.94	2.33% 0.50		24/04/23 17:35:02	214,630 4,692,982.00
VERBIO SE DE000A0JL9W6	19.79	2.65% 0.51		24/04/23 17:35:16	149,402 2,944,181.31
VITESCO TECHNOLOGIES GROU... DE000VTSC017	64.80	0.31% 0.20		24/04/23 17:35:27	8,260 536,865.10
VOLKSWAGEN AG VZ DE0007664039	121.35	0.04% 0.05		24/04/23 17:35:10	947,265 114,700,821.95
VONOVIA SE DE000A1ML7J1	25.78	1.66% 0.42		24/04/23 17:35:04	2,031,658 52,312,690.68
WACKER CHEMIE AG DE000WCH8881	108.70	-1.32% -1.45		24/04/23 17:36:22	130,215 14,137,821.60