

# HDAX PERFORMANCE-INDEX

ISIN: **DE0008469016** WKN: -

## Overview

|                           |  |
|---------------------------|--|
| 2024/04/23 10:59:00       |  |
| <b>Price</b>              | <b>9,589.14</b> EUR                                |
| <b>Difference</b>         | <span style="color: green;">▲</span> 0.53% (50.49) |
| <b>General attributes</b> |  |
| ISIN                      | DE0008469016                                       |
| Symbol                    | HDAX   |
| Country                   | Germany  |
| Instruments in index      | 101  |
| Type of index             | Performance Index                                  |
| Security type             | Index  |
| <b>Market data</b>        |  |
| Open                      | 9,563.10 EUR                                       |
| High                      | 9,620.99 EUR                                       |
| Low                       | 9,563.10 EUR                                       |
| Close (prev. day)         | 9,538.65 EUR                                       |
| Trading volume (m)        | -  |
| Volume (pcs)              | -  |



Information about previous performance does not guarantee future performance.  
Source: FactSet

### Top 5

| Name          | Price  | + - (%) | Trend                                |
|---------------|--------|---------|--------------------------------------|
| DELIVERY H... | 29.59  | +6.48   | <span style="color: green;">▲</span> |
| AIXTRON SE    | 22.47  | +4.56   | <span style="color: green;">▲</span> |
| RTL GROUP ... | 32.55  | +4.16   | <span style="color: green;">▲</span> |
| SAP SE        | 171.58 | +3.30   | <span style="color: green;">▲</span> |
| VERBIO SE     | 19.74  | +2.39   | <span style="color: green;">▲</span> |

Intraday 1w 1m 6m 1y 3y

### Flop 5

| Name          | Price  | + - (%) | Trend                              |
|---------------|--------|---------|------------------------------------|
| HENKEL AG ... | 72.52  | -2.05   | <span style="color: red;">▼</span> |
| WACKER CHE... | 108.10 | -1.86   | <span style="color: red;">▼</span> |
| AURUBIS AG    | 72.75  | -1.36   | <span style="color: red;">▼</span> |
| GERRESHEIM... | 99.95  | -1.33   | <span style="color: red;">▼</span> |
| EVONIK IND... | 19.23  | -1.08   | <span style="color: red;">▼</span> |

Intraday 1w 1m 6m 1y 3y

### Recent research

| Date       | Headline                                    | Download |
|------------|---|----------|
| 2024/04/22 | Wird sich die Stimmung im April verbessern? |          |
| 2024/04/19 | Week Ahead                                  |          |
| 2024/04/19 | Wochenausblick                              |          |
| 2024/04/17 | Credit Markets Weekly                       |          |
| 2024/04/17 | Credit Markets Weekly (DE)                  |          |

**Futures and Options**

**Related Futures** -

**Related Options** -

## Details

2024/04/23 10:59:00

Price

**9,589.14** EUR

Difference



0.53% (50.49)

### General attributes

ISIN DE0008469016

Symbol HDAX

Country Germany

Security type Index

Instruments in index 101

### Market data

Open 9,563.10 EUR

High 9,620.99 EUR

Low 9,563.10 EUR

Close (prev. day) 9,538.65 EUR

Trading volume (m) -

Volume (pcs) -

### Performance and Risk

|             | 6m        | 1y      | 3y        |
|-------------|-----------|---------|-----------|
| Perf (%)    | +19.74%   | +10.87% | +13.16%   |
| Perf (abs.) | +1,572.24 | +935.17 | +1,108.93 |
| Beta        | -         | -       | -         |
| Volatility  | 9.82      | 11.27   | 17.37     |



Information about previous performance does not guarantee future performance.

Source: FactSet

### Price data

|   |                           |
|---|---------------------------|
| Ø price 5 days   Ø volume 5 days (pcs.)     | 9,495.17 EUR (0)          |
| Ø price 30 days   Ø volume 30 days (pcs.)   | 9,636.68 EUR (0)          |
| Ø price 100 days   Ø volume 100 days (pcs.) | 9,226.77 EUR (0)          |
| Ø price 250 days   Ø volume 250 days (pcs.) | 8,794.70 EUR (0)          |
| YTD High   date                             | 9,898.35 EUR (2024/04/02) |
| YTD Low   date                              | 8,752.54 EUR (2024/01/17) |
| 52 Weeks High   date                        | 9,898.35 EUR (2024/04/02) |
| 52 Weeks Low   date                         | 7,873.99 EUR (2023/10/23) |

## Composition

| Name<br>ISIN                                 | Price  | Diff %<br>Diff +/- | Performance | Date<br>Time         | Turnover Pc.<br>Turnover Money |
|--|--------|--------------------|-------------|----------------------|--------------------------------|
| 1&1 AG<br>DE0005545503                       | 16.56  | 0.61%<br>0.10      |             | 24/04/23<br>10:44:44 | 3,461<br>57,506.88             |
| ADIDAS AG<br>DE000A1EWWW0                    | 225.50 | 0.76%<br>1.70      |             | 24/04/23<br>10:59:07 | 44,791<br>10,074,858.90        |
| ADTRAN HOLDINGS INC.<br>US00486H1059         | 4.421  | 0.48%<br>0.02      |             | 24/04/22<br>17:35:15 | 13,631<br>60,233.05            |
| AIRBUS SE<br>NL0000235190                    | 161.50 | 0.01%<br>0.02      |             | 24/04/23<br>10:56:32 | 53,686<br>8,658,411.48         |
| AIXTRON SE<br>DE000A0WMPJ6                   | 22.47  | 4.56%<br>0.98      |             | 24/04/23<br>10:58:30 | 367,712<br>8,272,013.48        |
| ALLIANZ SE<br>DE0008404005                   | 267.20 | 0.19%<br>0.50      |             | 24/04/23<br>10:59:06 | 102,010<br>27,309,305.20       |
| AROUNDTOWN SA<br>LU1673108939                | 1.8945 | 1.83%<br>0.03      |             | 24/04/23<br>10:58:40 | 827,834<br>1,567,634.39        |
| ATOSS SOFTWARE AG<br>DE0005104400            | 242.50 | 1.04%<br>2.50      |             | 24/04/23<br>10:29:26 | 150<br>36,292.00               |
| AURUBIS AG<br>DE0006766504                   | 72.75  | -1.36%<br>-1.00    |             | 24/04/23<br>10:57:07 | 24,966<br>1,820,556.80         |
| BASF SE<br>DE000BASF111                      | 50.80  | -0.61%<br>-0.31    |             | 24/04/23<br>10:59:00 | 541,286<br>27,632,881.77       |
| BAYER AG<br>DE000BAY0017                     | 27.195 | -0.44%<br>-0.12    |             | 24/04/23<br>10:59:03 | 758,644<br>20,835,669.86       |
| BAYERISCHE MOTOREN WERKE ...<br>DE0005190003 | 105.25 | -0.57%<br>-0.60    |             | 24/04/23<br>10:58:16 | 116,735<br>12,333,586.90       |
| BECHTLE AG<br>DE0005158703                   | 46.90  | 1.65%<br>0.76      |             | 24/04/23<br>10:56:00 | 19,295<br>898,565.72           |
| BEFESA S.A.<br>LU1704650164                  | 32.38  | -0.12%<br>-0.04    |             | 24/04/23<br>10:59:05 | 19,847<br>641,847.36           |
| BEIERSDORF AG<br>DE0005200000                | 137.90 | 1.10%<br>1.50      |             | 24/04/23<br>10:58:41 | 35,966<br>4,947,685.65         |
| BRENTAG SE<br>DE000A1DAH0                    | 74.62  | 0.08%<br>0.06      |             | 24/04/23<br>10:58:47 | 44,477<br>3,312,204.94         |
| CANCOM SE<br>DE0005419105                    | 29.74  | 1.99%<br>0.58      |             | 24/04/23<br>10:54:56 | 4,245<br>125,137.38            |
| CARL ZEISS MEDITEC AG<br>DE0005313704        | 100.30 | 1.72%<br>1.70      |             | 24/04/23<br>10:57:32 | 11,349<br>1,130,064.70         |
| COMMERZBANK AG<br>DE000CBK1001               | 13.735 | 1.70%<br>0.23      |             | 24/04/23<br>10:55:43 | 1,421,874<br>19,423,670.51     |
| COMPUGROUP MEDICAL SE & C...<br>DE000A288904 | 29.16  | 0.28%<br>0.08      |             | 24/04/23<br>10:59:02 | 2,537<br>74,061.52             |
| CONTINENTAL AG<br>DE0005439004               | 63.16  | 0.35%<br>0.22      |             | 24/04/23<br>10:56:24 | 39,240<br>2,473,705.42         |
| COVESTRO AG<br>DE0006062144                  | 48.34  | -0.33%<br>-0.16    |             | 24/04/23<br>10:56:25 | 52,196<br>2,525,984.84         |
| CTS EVENTIM AG & CO. KGAA<br>DE0005470306    | 82.85  | 1.97%<br>1.60      |             | 24/04/23<br>10:58:15 | 10,189<br>839,546.65           |























HDAX PERFORMANCE-INDEX

|  |        |                 |   |                      |                            |
|--|--------|-----------------|---|----------------------|----------------------------|
| DAIMLER TRUCK HOLDING AG<br>DE000DTR0CK8     | 43.32  | 0.23%<br>0.10   |    | 24/04/23<br>10:58:52 | 66,729<br>2,889,592.73     |
| DELIVERY HERO SE<br>DE000A2E4K43             | 29.59  | 6.48%<br>1.80   |   | 24/04/23<br>10:57:44 | 284,041<br>8,393,855.13    |
| DEUTSCHE BANK AG<br>DE0005140008             | 15.26  | 0.66%<br>0.10   |    | 24/04/23<br>10:59:00 | 1,969,223<br>30,041,417.19 |
| DEUTSCHE BOERSE AG<br>DE0005810055           | 189.35 | 0.80%<br>1.50   |    | 24/04/23<br>10:58:49 | 38,736<br>7,307,454.15     |
| DEUTSCHE LUFTHANSA AG<br>DE0008232125        | 6.802  | 0.74%<br>0.05   |    | 24/04/23<br>10:58:09 | 913,694<br>6,209,853.70    |
| DEUTSCHE POST AG<br>DE0005552004             | 38.80  | 0.39%<br>0.15   |    | 24/04/23<br>10:59:00 | 201,948<br>7,845,521.65    |
| DEUTSCHE TELEKOM AG<br>DE0005557508          | 21.63  | 0.09%<br>0.02   |    | 24/04/23<br>10:58:48 | 996,254<br>21,565,497.32   |
| DR. ING. H.C. F. PORSCHE ...<br>DE000PAG9113 | 90.30  | 0.92%<br>0.82   |    | 24/04/23<br>10:58:37 | 95,278<br>8,599,126.78     |
| E.ON SE<br>DE000ENAG999                      | 12.495 | 0.16%<br>0.02   |    | 24/04/23<br>10:58:10 | 336,246<br>4,205,788.93    |
| ENCAVIS AG<br>DE0006095003                   | 16.88  | -0.06%<br>-0.01 |    | 24/04/23<br>10:56:02 | 34,345<br>580,159.44       |
| ENERGIEKONTOR AG<br>DE0005313506             | 63.10  | 1.45%<br>0.90   |    | 24/04/23<br>10:38:37 | 1,003<br>63,353.70         |
| EVONIK INDUSTRIES AG<br>DE000EVNK013         | 19.23  | -1.08%<br>-0.21 |    | 24/04/23<br>10:57:29 | 84,148<br>1,627,665.37     |
| EVOTEC AG<br>DE0005664809                    | 13.99  | 2.12%<br>0.29   |    | 24/04/23<br>10:58:09 | 195,519<br>2,727,161.79    |
| FRAPORT AG<br>DE0005773303                   | 45.76  | 0.48%<br>0.22   |  | 24/04/23<br>10:58:07 | 73,879<br>3,351,469.64     |
| FREENET AG<br>DE000A0Z2ZZ5                   | 27.22  | -0.15%<br>-0.04 |  | 24/04/23<br>10:58:41 | 28,041<br>764,255.20       |
| FRESENIUS MEDICAL<br>DE0005785802            | 39.57  | 1.51%<br>0.59   |  | 24/04/23<br>10:59:00 | 168,894<br>6,750,321.60    |
| FRESENIUS SE & CO. KGAA<br>DE0005785604      | 27.61  | 0.84%<br>0.23   |  | 24/04/23<br>10:58:57 | 171,108<br>4,737,741.54    |
| FUCHS SE VZ.<br>DE000A3E5D64                 | 43.86  | -0.72%<br>-0.32 |  | 24/04/23<br>10:58:46 | 17,100<br>749,707.28       |
| GEA GROUP AG<br>DE0006602006                 | 37.34  | -0.21%<br>-0.08 |  | 24/04/23<br>10:48:41 | 13,120<br>491,306.66       |
| GERRESHEIMER AG<br>DE000A0LD6E6              | 99.95  | -1.33%<br>-1.35 |  | 24/04/23<br>10:58:47 | 6,040<br>604,630.40        |
| HANNOVER RUECK SE<br>DE0008402215            | 231.10 | 0.04%<br>0.10   |  | 24/04/23<br>10:58:09 | 11,007<br>2,544,410.90     |
| HEIDELBERG MATERIALS AG<br>DE0006047004      | 92.94  | 0.67%<br>0.62   |  | 24/04/23<br>10:59:06 | 52,228<br>4,843,196.22     |
| HELLA GMBH & CO KGAA<br>DE000A13SX22         | 83.40  | 0.48%<br>0.40   |  | 24/04/23<br>10:54:53 | 637<br>53,052.00           |
| HELLOFRESH SE<br>DE000A161408                | 7.032  | 1.91%<br>0.13   |  | 24/04/23<br>10:58:39 | 381,859<br>2,693,395.55    |
| HENKEL AG & CO KGAA VZ<br>DE0006048432       | 72.52  | -2.05%<br>-1.52 |  | 24/04/23<br>10:59:00 | 50,473<br>3,663,682.78     |
| HENSOLDT AG NPV<br>DE000HAG0005              | 38.50  | 1.64%<br>0.62   |  | 24/04/23<br>10:58:54 | 50,248<br>1,928,918.48     |
| HOCHTIEF AG<br>DE0006070006                  | 103.90 | 0.29%<br>0.30   |  | 24/04/23<br>10:50:12 | 3,948<br>410,806.70        |
| HUGO BOSS AG                                 | 50.84  | 0.47%           |  | 24/04/23             | 14,760                     |

## HDAX PERFORMANCE-INDEX

|  |        |                 |   |                      |                          |
|--|--------|-----------------|---|----------------------|--------------------------|
| DE000A1PHFF7                                 |        | 0.24            |   | 10:58:31             | 751,487.60               |
| INFINEON TECHNOLOGIES AG<br>DE0006231004     | 29.855 | 0.17%<br>0.05   |   | 24/04/23<br>10:59:00 | 908,158<br>27,169,886.56 |
| JENOPTIK AG<br>DE000A2NB601                  | 24.98  | 2.21%<br>0.54   | █ | 24/04/23<br>10:54:05 | 37,000<br>923,367.52     |
| JUNGHEINRICH AG VZ<br>DE0006219934           | 35.60  | 0.51%<br>0.18   |   | 24/04/23<br>10:31:28 | 1,692<br>60,105.88       |
| K+S AG<br>DE000KSAG888                       | 13.835 | -0.36%<br>-0.05 |   | 24/04/23<br>10:58:08 | 45,189<br>626,157.74     |
| KION GROUP AG<br>DE000KGX8881                | 47.39  | 1.15%<br>0.54   | █ | 24/04/23<br>10:57:32 | 19,001<br>896,074.64     |
| KNORR-BREMSE AG<br>DE000KBX1006              | 71.05  | 0.07%<br>0.05   |   | 24/04/23<br>10:56:12 | 15,526<br>1,101,866.85   |
| KONTRON AG<br>AT0000A0E9W5                   | 19.42  | 1.89%<br>0.36   | █ | 24/04/23<br>10:57:14 | 16,696<br>322,181.79     |
| KRONES AG<br>DE0006335003                    | 123.80 | 0.49%<br>0.60   |   | 24/04/23<br>10:17:37 | 637<br>78,913.40         |
| LANXESS AG<br>DE0005470405                   | 26.26  | -0.34%<br>-0.09 |   | 24/04/23<br>10:56:01 | 36,313<br>963,392.20     |
| LEG IMMOBILIEN SE<br>DE000LEG1110            | 75.92  | 1.52%<br>1.14   | █ | 24/04/23<br>10:58:12 | 16,350<br>1,242,262.66   |
| MERCEDES-BENZ GROUP AG<br>DE0007100000       | 73.93  | -0.35%<br>-0.26 |   | 24/04/23<br>10:58:28 | 411,852<br>30,527,424.70 |
| MERCK KGAA<br>DE0006599905                   | 148.15 | 0.30%<br>0.45   |   | 24/04/23<br>10:57:00 | 30,584<br>4,535,362.80   |
| MORPHOSYS AG<br>DE0006632003                 | 67.75  | 0.00%<br>0.00   |   | 24/04/23<br>10:58:50 | 20,361<br>1,380,851.65   |
| MTU AERO ENGINES AG<br>DE000A0D9PT0          | 217.70 | 0.14%<br>0.30   |   | 24/04/23<br>10:55:58 | 14,724<br>3,190,109.80   |
| MÜNCHENER RÜCKVERSICHERUN...<br>DE0008430026 | 418.00 | -0.12%<br>-0.50 |   | 24/04/23<br>10:58:48 | 34,902<br>14,619,608.30  |
| NAGARRO SE<br>DE000A3H2200                   | 68.40  | 0.96%<br>0.65   | █ | 24/04/23<br>10:54:09 | 3,768<br>257,135.55      |
| NEMETSCHKE SE<br>DE0006452907                | 81.25  | 0.87%<br>0.70   | █ | 24/04/23<br>10:58:43 | 13,854<br>1,122,096.00   |
| NORDEX SE<br>DE000A0D6554                    | 12.69  | 0.87%<br>0.11   | █ | 24/04/23<br>10:58:03 | 52,160<br>659,749.27     |
| PNE AG<br>DE000A0JBPG2                       | 13.30  | 0.30%<br>0.04   |   | 24/04/23<br>10:16:05 | 1,764<br>23,456.68       |
| PORSCHE AUTO HL SE<br>DE000PAH0038           | 49.14  | -0.18%<br>-0.09 |   | 24/04/23<br>10:58:45 | 57,864<br>2,849,409.39   |
| PUMA SE<br>DE0006969603                      | 43.25  | 1.26%<br>0.54   | █ | 24/04/23<br>10:58:14 | 50,056<br>2,155,957.67   |
| QIAGEN NV<br>NL0015001WM6                    | 38.455 | 0.05%<br>0.02   |   | 24/04/23<br>10:57:32 | 53,204<br>2,050,608.34   |
| RATIONAL AG<br>DE0007010803                  | 780.50 | 0.32%<br>2.50   |   | 24/04/23<br>10:55:00 | 442<br>344,106.00        |
| REDCARE PHARMACY NV<br>NL0012044747          | 132.20 | 0.92%<br>1.20   | █ | 24/04/23<br>10:56:47 | 8,776<br>1,158,669.80    |
| RHEINMETALL AG<br>DE0007030009               | 516.00 | 1.22%<br>6.20   | █ | 24/04/23<br>10:59:08 | 117,549<br>60,371,902.00 |
| RTL GROUP S.A.<br>LU0061462528               | 32.55  | 4.16%<br>1.30   | █ | 24/04/23<br>10:55:56 | 153,923<br>4,952,258.75  |
| RWE AG<br>DE0007037129                       | 31.90  | -0.53%<br>-0.17 |   | 24/04/23<br>10:58:49 | 284,946<br>9,129,586.12  |

## HDAX PERFORMANCE-INDEX

|  |        |                 |   |                      |                           |
|--|--------|-----------------|---|----------------------|---------------------------|
| SAP SE<br>DE0007164600                       | 171.58 | 3.30%<br>5.48   |    | 24/04/23<br>10:58:46 | 626,816<br>108,645,337.70 |
| SARTORIUS AG VZ<br>DE0007165631              | 276.70 | 1.28%<br>3.50   |    | 24/04/23<br>10:59:03 | 25,523<br>7,037,251.70    |
| SCOUT24 SE NPV<br>DE000A12DM80               | 69.10  | 1.92%<br>1.30   |    | 24/04/23<br>10:55:00 | 25,267<br>1,738,233.50    |
| SIEMENS AG<br>DE0007236101                   | 174.04 | 0.01%<br>0.02   |    | 24/04/23<br>10:59:07 | 140,682<br>24,525,771.76  |
| SIEMENS ENERGY AG<br>DE000ENER6Y0            | 17.74  | -0.17%<br>-0.03 |    | 24/04/23<br>10:59:00 | 369,258<br>6,541,537.80   |
| SIEMENS HEALTHINEERS AG<br>DE000SHL1006      | 51.72  | 0.51%<br>0.26   |    | 24/04/23<br>10:58:50 | 50,401<br>2,604,215.74    |
| SILTRONIC AG<br>DE000WAF3001                 | 77.95  | 1.50%<br>1.15   |    | 24/04/23<br>10:58:46 | 22,151<br>1,726,788.25    |
| SIXT SE<br>DE0007231326                      | 91.15  | 1.17%<br>1.05   |    | 24/04/23<br>10:55:29 | 6,706<br>612,034.55       |
| SMA SOLAR TECHNOLOGY AG<br>DE000A0DJ6J9      | 47.84  | 1.36%<br>0.64   |    | 24/04/23<br>10:56:22 | 36,375<br>1,742,416.30    |
| STABILUS SE<br>DE000STAB1L8                  | 55.40  | 0.18%<br>0.10   |    | 24/04/23<br>09:41:04 | 951<br>52,655.40          |
| STROEER SE & CO KGAA<br>DE0007493991         | 60.95  | 1.25%<br>0.75   |    | 24/04/23<br>10:54:59 | 12,644<br>770,006.90      |
| SYMRISE AG<br>DE000SYM9999                   | 104.65 | -0.52%<br>-0.55 |    | 24/04/23<br>10:57:32 | 17,610<br>1,847,796.90    |
| TAG IMMOBILIEN AG<br>DE0008303504            | 12.42  | 0.98%<br>0.12   |    | 24/04/23<br>10:58:34 | 53,782<br>668,100.87      |
| TALANX AG<br>DE000TLX1005                    | 69.60  | 0.65%<br>0.45   |  | 24/04/23<br>10:53:02 | 3,543<br>246,041.55       |
| TEAMVIEWER AG<br>DE000A2YN900                | 12.49  | 0.69%<br>0.09   |  | 24/04/23<br>10:53:29 | 38,829<br>484,813.37      |
| THYSSENKRUPP AG<br>DE0007500001              | 4.51   | -0.29%<br>-0.01 |  | 24/04/23<br>10:58:44 | 695,510<br>3,139,519.50   |
| UNITED INTERNET AG<br>DE0005089031           | 21.88  | 2.05%<br>0.44   |  | 24/04/23<br>10:23:49 | 23,479<br>511,720.52      |
| VERBIO SE<br>DE000A0JL9W6                    | 19.74  | 2.39%<br>0.46   |  | 24/04/23<br>10:43:01 | 37,574<br>738,791.76      |
| VITESCO TECHNOLOGIES GROU...<br>DE000VTSC017 | 64.50  | -0.15%<br>-0.10 |  | 24/04/23<br>10:51:19 | 627<br>40,690.10          |
| VOLKSWAGEN AG VZ<br>DE0007664039             | 120.90 | -0.33%<br>-0.40 |  | 24/04/23<br>10:59:06 | 123,619<br>14,982,322.40  |
| VONOVIA SE<br>DE000A1ML7J1                   | 25.54  | 0.71%<br>0.18   |  | 24/04/23<br>10:58:06 | 345,055<br>8,826,862.45   |
| WACKER CHEMIE AG<br>DE000WCH8881             | 108.10 | -1.86%<br>-2.05 |  | 24/04/23<br>10:57:30 | 26,836<br>2,914,423.55    |