

HDAX PERFORMANCE-INDEX

ISIN: **DE0008469016** WKN: -

Overview

2021/05/14 17:55:00

Price

8,429.54 EUR

Difference  1.46% (121.06)

General attributes

ISIN	DE0008469016
Symbol	HDAX
Country	Germany
Instruments in index	98
Type of index	Performance Index
Security type	Index

Market data

Open	8,351.76 EUR
High	8,429.54 EUR
Low	8,318.92 EUR
Close (prev. day)	8,308.48 EUR
Trading volume (m)	-
Volume (pcs)	4,410,990,483

Top 5

Name 	Price	+ - (%) 	Trend 
VARTA AG	117.40	+4.45 	
LPKF LASER...	21.36	+4.40 	
ENCAVIS AG	15.36	+4.28 	
NORDEX SE	19.02	+4.16 	
MTU AERO E...	215.20	+3.96 	

Intraday 1w 1m 6m 1y 3y

Flop 5

Name 	Price	+ - (%) 	Trend 
COVESTRO A...	56.36	-1.88 	
DELIVERY H...	104.75	-1.83 	
K+S AG	9.912	-1.81 	
CANCOM SE	46.50	-1.50 	
SYMRISE AG	103.85	-0.48 	

Intraday 1w 1m 6m 1y 3y

5y



Information about previous performance does not guarantee future performance.
Source: FactSet

Recent research

on market

Date	Headline	Download
2021/05/12	 Credit Markets Weekly	
2021/05/12	 Week Ahead	
2021/05/12	 Wochenausblick	
2021/05/12	 Global Equity Ratings	
2021/05/12	 Aktienempfehlungen Global	

Futures and Options

Related Futures -

Related Options -

Details

2021/05/14 17:55:00

Price

8,429.54 EUR

Difference ▲ **1.46%** (121.06)

General attributes

ISIN DE0008469016

Symbol HDAX

Country Germany

Security type Index

Instruments in index 98

Market data

Open 8,351.76 EUR

High 8,429.54 EUR

Low 8,318.92 EUR

Close (prev. day) 8,308.48 EUR

Trading volume (m) -

Volume (pcs) 4,410,990,483

Performance and Risk

	6m	1y	3y
Perf (%)	+16.70%	+46.75%	+18.58%
Perf (abs.)	+1,206.00	+2,685.26	+1,320.90
Beta	-	-	-
Volatility	13.90	20.29	22.11



Information about previous performance does not guarantee future performance.

Source: FactSet





























Price data

Ø price 5 days Ø volume 5 days (pcs.)	8,348.01 EUR (0)
Ø price 30 days Ø volume 30 days (pcs.)	8,373.69 EUR (0)
Ø price 100 days Ø volume 100 days (pcs.)	7,983.10 EUR (0)
Ø price 250 days Ø volume 250 days (pcs.)	7,408.79 EUR (0)
YTD High date	8,538.95 EUR (2021/04/19)
YTD Low date	7,427.85 EUR (2021/01/28)
52 Weeks High date	8,538.95 EUR (2021/04/19)
52 Weeks Low date	5,771.03 EUR (2020/05/15)

Composition

Name  ISIN	Price	Diff %  Diff +/-	Performance 	Date Time	Turnover Pc.  Turnover Money 
1&1 DRILLISCH AG DE0005545503	26.62	0.60% 0.16		21/05/14 17:35:15	144,700 3,846,148.36
ADIDAS AG DE000A1EWWW0	288.55	1.30% 3.70		21/05/14 17:37:13	438,464 126,221,229.95
AIRBUS GROUP SE NL0000235190	99.46	3.64% 3.49		21/05/14 17:35:16	87,085 8,552,137.99
AIXTRON SE DE000A0WMPJ6	15.50	1.64% 0.25		21/05/14 17:35:17	735,410 11,216,214.91
ALLIANZ SE DE0008404005	217.30	0.98% 2.10		21/05/14 17:41:03	991,607 215,351,893.20
ALSTRIA OFFICE REIT AG 10... DE000A0LD2U1	14.44	1.26% 0.18		21/05/14 17:35:26	261,609 3,769,280.19
AROUNDTOWN SA LU1673108939	6.702	2.54% 0.17		21/05/14 17:35:14	3,805,896 25,427,725.60
AURUBIS AG DE0006766504	75.96	0.61% 0.46		21/05/14 17:36:45	87,429 6,622,356.42
BASF SE DE000BASF111	69.13	0.32% 0.22		21/05/14 17:37:46	1,911,095 132,144,001.01
BAYER AG DE000BAY0017	57.06	-0.04% -0.02		21/05/14 17:38:54	2,938,241 167,361,723.19
BAYERISCHE MOTOREN WERKE ... DE0005190003	83.68	2.24% 1.83		21/05/14 17:37:20	1,254,941 104,393,724.08
BECHTLE AG DE0005158703	153.00	1.29% 1.95		21/05/14 17:35:25	63,852 9,717,388.80
BEIERSDORF AG DE0005200000	96.60	-0.04% -0.04		21/05/14 17:35:02	236,630 22,894,871.64
BRENTAG SE DE000A1DAH0	75.64	1.58% 1.18		21/05/14 17:35:13	578,825 43,767,266.78
CANCOM SE DE0005419105	46.50	-1.50% -0.71		21/05/14 17:35:07	189,067 8,812,719.46
CARL ZEISS MEDITEC AG DE0005313704	139.85	0.90% 1.25		21/05/14 17:35:16	88,277 12,297,617.25
COMMERZBANK AG DE000CBK1001	6.496	3.65% 0.23		21/05/14 17:37:01	11,866,350 76,422,987.13
COMPUGROUP MEDICAL SE & C... DE000A288904	64.40	1.10% 0.70		21/05/14 17:35:11	71,957 4,600,905.80
CONTINENTAL AG DE0005439004	114.74	2.41% 2.70		21/05/14 17:37:25	440,133 50,222,195.22
COVESTRO AG NPV DE0006062144	56.36	-1.88% -1.08		21/05/14 17:35:12	986,065 55,751,788.44
CTS EVENTIM AG & CO. KGAA DE0005470306	54.04	2.86% 1.50		21/05/14 17:35:30	121,149 6,495,781.82
DAIMLER AG DE0007100000	73.95	2.32% 1.68		21/05/14 17:39:09	2,475,936 181,867,111.64
DELIVERY HERO SE DE000A2E4K43	104.75	-1.83% -1.95		21/05/14 17:35:18	1,013,925 105,669,896.35
DEUTSCHE BANK AG DE0005140008	11.776	1.62% 0.19		21/05/14 17:35:23	9,000,839 105,869,659.07
DEUTSCHE BOERSE AG DE0005810055	140.10	1.49% 2.05		21/05/14 17:35:16	512,612 71,592,782.75

HDAX PERFORMANCE-INDEX

DEUTSCHE LUFTHANSA AG DE0008232125	10.836	3.69% 0.39		21/05/14 17:38:04	2,841,287 30,428,914.73
DEUTSCHE POST AG DE0005552004	51.13	1.53% 0.77		21/05/14 17:41:25	2,535,126 129,117,004.96
DEUTSCHE TELEKOM AG DE0005557508	16.812	1.17% 0.19		21/05/14 17:38:09	8,800,068 147,554,259.28
DEUTSCHE WOHNEN SE DE000A0HN5C6	43.19	1.77% 0.75		21/05/14 17:35:35	1,510,361 64,947,758.68
DRÄGERWERK AG & CO. KGAA ... DE0005550636	74.00	0.41% 0.30		21/05/14 17:35:14	17,220 1,274,097.10
DÜRR AG DE0005565204	33.90	1.86% 0.62		21/05/14 17:35:01	129,461 4,359,826.54
E.ON SE DE000ENAG999	10.592	0.09% 0.01		21/05/14 17:38:29	13,354,794 141,741,677.39
ECKERT & ZIEGLER STRAHLEN... DE0005659700	75.50	0.47% 0.35		21/05/14 17:35:29	35,978 2,713,449.95
ENCAVIS AG DE0006095003	15.36	4.28% 0.63		21/05/14 17:35:21	944,190 14,267,575.68
EVONIK INDUSTRIES AG DE000EVNK013	29.56	0.54% 0.16		21/05/14 17:35:18	1,185,580 35,037,529.77
EVOTEC AG DE0005664809	33.75	0.33% 0.11		21/05/14 17:35:04	366,419 12,323,774.84
FRAPORT AG FFM AIRPORT SE... DE0005773303	60.04	1.69% 1.00		21/05/14 17:42:50	203,508 12,115,533.12
FREENET AG DE000A0Z2ZZ5	21.79	1.54% 0.33		21/05/14 17:35:01	662,880 14,412,160.19
FRESENIUS MEDICAL CARE AG... DE0005785802	67.14	0.63% 0.42		21/05/14 17:35:09	748,030 50,160,380.66
FRESENIUS SE & CO. KGAA DE0005785604	44.955	1.90% 0.84		21/05/14 17:35:01	2,130,742 95,371,765.86
FUCHS PETROLUB SE VZ DE0005790430	41.94	0.58% 0.24		21/05/14 17:35:17	76,387 3,202,866.10
GEA GROUP AG DE0006602006	35.83	0.39% 0.14		21/05/14 17:35:21	571,116 20,443,436.08
GERRESHEIMER AG DE000A0LD6E6	91.60	2.23% 2.00		21/05/14 17:35:27	102,685 9,355,713.65
GRAND CITY PROPERTIES S.A... LU0775917882	21.92	1.29% 0.28		21/05/14 17:35:03	283,253 6,179,585.60
HANNOVER RUECK SE DE0008402215	146.75	0.51% 0.75		21/05/14 17:35:26	196,996 28,897,236.45
HEIDELBERGCEMENT AG DE0006047004	74.96	1.52% 1.12		21/05/14 17:35:02	466,069 34,902,545.32
HELLA GMBH & CO KGAA DE000A13SX22	51.60	2.34% 1.18		21/05/14 17:35:07	101,747 5,204,510.46
HELLOFRESH SE DE000A161408	67.02	1.58% 1.04		21/05/14 17:35:25	378,995 25,206,371.52
HENKEL AG & CO VZ DE0006048432	95.76	0.46% 0.44		21/05/14 17:35:12	395,995 37,923,699.92
HOCHTIEF AG DE0006070006	72.22	1.23% 0.88		21/05/14 17:35:15	200,530 14,355,609.24
HUGO BOSS AG DE000A1PHFF7	41.39	-0.14% -0.06		21/05/14 17:35:08	257,931 10,640,403.01
INFINEON TECHNOLOGIES AG DE0006231004	31.62	3.25% 1.00		21/05/14 17:35:30	5,335,407 167,117,067.18
JENOPTIK AG	22.80	1.69%		21/05/14	198,206

HDAX PERFORMANCE-INDEX

DE000A2NB601		0.38		17:35:28	4,482,069.54
K+S AG DE000KSAG888	9.912	-1.81% -0.18		21/05/14 17:37:50	1,303,811 12,994,573.28
KION GROUP AG DE000KGX8881	85.58	2.25% 1.88	█	21/05/14 17:35:15	182,630 15,570,446.06
KNORR BREMSE AG NPV DE000KBX1006	103.70	0.29% 0.30		21/05/14 17:35:10	292,289 30,402,409.40
LANXESS AG DE0005470405	62.84	1.06% 0.66	█	21/05/14 17:35:24	420,911 26,439,559.62
LEG IMMOBILIEN SE DE000LEG1110	116.10	1.84% 2.10	█	21/05/14 17:35:28	238,163 27,607,948.40
LINDE PLC COM EUR0.001 IE00BZ12WP82	248.00	0.75% 1.85		21/05/14 17:37:01	523,948 129,552,756.90
LPKF LASER & ELECTRONICS ... DE0006450000	21.36	4.40% 0.90	█	21/05/14 17:35:10	79,427 1,668,008.70
MERCK KGAA DE0006599905	140.35	1.52% 2.10	█	21/05/14 17:35:13	319,676 44,557,609.60
MORPHOSYS AG DE0006632003	68.20	2.34% 1.56	█	21/05/14 17:39:06	133,652 8,980,252.54
MTU AERO ENGINES AG DE000A0D9PT0	215.20	3.96% 8.20	█	21/05/14 17:35:08	157,808 33,521,715.20
MÜNCHENER RÜCKVERSICHERUN... DE0008430026	242.70	1.42% 3.40		21/05/14 17:35:00	338,927 82,115,916.95
NEMETSCHKE SE DE0006452907	57.38	1.38% 0.78	█	21/05/14 17:35:22	124,978 7,126,560.08
NORDEX SE DE000A0D6554	19.02	4.16% 0.76	█	21/05/14 17:35:12	1,111,078 20,583,150.10
PFEIFFER VACUUM TECHNOLOG... DE0006916604	159.20	0.76% 1.20		21/05/14 17:35:01	1,861 295,412.00
PORSCHE AUTOMOBIL HOLDING... DE000PAH0038	85.58	2.22% 1.86	█	21/05/14 17:35:15	555,089 47,305,358.94
PROSIEBENSAT.1 MEDIA SE DE000PSM7770	17.56	2.72% 0.47	█	21/05/14 17:35:25	2,261,262 39,608,169.01
PUMA SE DE0006969603	90.20	0.24% 0.22		21/05/14 17:35:02	169,272 15,245,723.66
QIAGEN NV NL0012169213	38.50	-0.26% -0.10		21/05/14 17:35:26	446,218 17,185,110.21
RATIONAL AG DE0007010803	768.00	1.59% 12.00	█	21/05/14 17:35:24	17,267 13,272,078.60
RHEINMETALL AG DE0007030009	86.06	2.35% 1.98	█	21/05/14 17:35:20	106,558 9,100,368.54
RWE AG DE0007037129	32.09	2.16% 0.68	█	21/05/14 17:37:45	3,370,833 107,416,070.47
S & T AG AT0000A0E9W5	20.52	1.58% 0.32	█	21/05/14 17:35:19	140,763 2,865,908.32
SAP SE DE0007164600	114.04	1.68% 1.88	█	21/05/14 17:37:45	1,458,905 165,319,137.58
SARTORIUS AG VZ DE0007165631	416.40	1.51% 6.20	█	21/05/14 17:35:06	67,237 28,021,030.50
SCOUT24 AG NPV DE000A12DM80	64.92	-0.34% -0.22		21/05/14 17:35:27	383,691 24,838,535.66
SHOP APOTHEKE EUROPE NV N... NL0012044747	155.00	1.24% 1.90		21/05/14 17:36:32	111,253 17,154,467.40
SIEMENS AG DE0007236101	144.48	2.96% 4.16	█	21/05/14 17:41:13	1,309,950 188,107,947.86

HDAX PERFORMANCE-INDEX

SIEMENS ENERGY AG DE000ENER6Y0	25.20	3.87% 0.94		21/05/14 17:40:30	2,528,029 62,567,363.06
SIEMENS HEALTHINEERS AG DE000SHL1006	46.55	-0.15% -0.07		21/05/14 17:35:20	623,763 29,019,443.17
SILTRONIC AG NPV DE000WAF3001	142.65	0.99% 1.40		21/05/14 17:35:03	17,501 2,491,600.60
SMA SOLAR TECHNOLOGY AG DE000A0DJ6J9	42.52	0.81% 0.34		21/05/14 17:35:23	208,893 8,725,931.96
SOFTWARE AG DE000A2GS401	34.10	1.43% 0.48		21/05/14 17:35:03	144,856 4,881,924.70
STRÖER MEDIA AG DE0007493991	67.80	2.81% 1.85		21/05/14 17:35:15	58,664 3,935,535.00
SYMRISE AG DE000SYM9999	103.85	-0.48% -0.50		21/05/14 17:39:03	262,803 27,319,196.00
TAG IMMOBILIEN AG DE0008303504	24.14	2.33% 0.55		21/05/14 17:35:24	275,413 6,615,321.54
TEAMVIEWER AG DE000A2YN900	30.95	1.44% 0.44		21/05/14 17:35:27	884,857 27,252,742.43
TELEFONICA DEUTSCHLAND HO... DE000A1J5RX9	2.575	1.14% 0.03		21/05/14 17:35:02	13,198,039 33,954,743.51
THYSSENKRUPP AG DE0007500001	9.654	0.23% 0.02		21/05/14 17:35:06	3,800,391 36,450,325.13
UNIPER SE DE000UNSE018	30.96	0.49% 0.15		21/05/14 17:35:07	423,686 13,152,354.05
UNITED INTERNET AG DE0005089031	35.20	2.06% 0.71		21/05/14 17:39:21	195,674 6,864,210.85
VARTA AG DE000A0TGJ55	117.40	4.45% 5.00		21/05/14 17:35:16	187,335 21,811,452.35
VOLKSWAGEN AG VZ DE0007664039	210.85	2.53% 5.20		21/05/14 17:36:48	902,189 188,897,615.95
VONOVIA SE DE000A1ML7J1	51.02	0.71% 0.36		21/05/14 17:35:50	1,081,515 54,971,192.92
WACKER CHEMIE AG DE000WCH8881	126.30	2.02% 2.50		21/05/14 17:35:06	70,021 8,785,499.80
ZALANDO SE DE000ZAL1111	84.08	0.48% 0.40		21/05/14 17:36:27	858,877 71,811,570.48