

## H+H INTERNATIONAL A/S

ISIN: **DK0015202451** WKN: -

## Overview

2024/07/12 17:20:00

Price

98.60 DKK

Difference  -0.10% (-0.10)

## General attributes

ISIN	DK0015202451
Symbol	HH
Exchange	Nasdaq Copenhagen
Currency	DKK
Sector	Construction
Security type	Stock
Market cap (m)	218 EUR
Benchmark	OMX COPENHAGEN 20

## Market data

Bid (Bid size)	98.70 DKK (151)
Ask (Ask size)	99.00 DKK (5)
Open	96.80 DKK
High	98.70 DKK
Low	96.40 DKK
Close (prev. day)	98.70 DKK
VWAP	97.6297 DKK
Volume (pcs)	8,633
Trading volume	842,837.40
Number of trades	119
Last size	-

## Futures and Options





Related Futures	-
Related Options	-

5y



Information about previous performance does not guarantee future performance.  
Source: FactSet

## Recent research

on sector		
Date	Headline	Download
2024/07/12	 Global Equity Ratings	
2024/07/12	 Aktienempfehlungen Global	
2024/07/09	 Aktienempfehlungen Österreich	
2024/07/05	 Equity Weekly	
2024/06/24	 Aktienempfehlungen Österreich	

## Details

2024/07/12 17:20:00

## Price

98.60 DKK

Difference  -0.10% (-0.10)

## General attributes

ISIN	DK0015202451
Symbol	HH
Exchange	Nasdaq Copenhagen
Currency	DKK
Sector	Construction
Security type	Stock
Market cap (m)	218 EUR
Benchmark	OMX COPENHAGEN 20

## Market data

Bid (Bid size)	98.70 DKK (151)
Ask (Ask size)	99.00 DKK (5)
Open	96.80 DKK
High	98.70 DKK
Low	96.40 DKK
Close (prev. day)	98.70 DKK
VWAP	97.6297 DKK
Volume (pcs)	8,633
Trading volume	842,837.40
Number of trades	119
Last size	-

## Performance and Risk

	6m	1y	3y
Perf (%)	+18.51%	+19.52%	-52.71%
Perf (abs.)	+15.40	+16.10	-109.90
Beta	0.14	0.23	0.58
Volatility	38.14	37.85	41.28

5y



Information about previous performance does not guarantee future performance.

Source: FactSet

## Price data

Ø price 5 days   Ø volume 5 days (pcs.)	98.58 DKK (21,433)
Ø price 30 days   Ø volume 30 days (pcs.)	102.08 DKK (23,913)
Ø price 100 days   Ø volume 100 days (pcs.)	84.27 DKK (42,729)
Ø price 250 days   Ø volume 250 days (pcs.)	79.58 DKK (32,682)
YTD High   date	112.20 DKK (2024/06/07)
YTD Low   date	64.50 DKK (2024/03/18)
52 Weeks High   date	112.20 DKK (2024/06/07)
52 Weeks Low   date	64.50 DKK (2024/03/18)

## All listings for H+H INTERNATIONAL A/S

Exchange 	Date	Time	Price	Trading volume (mio.)	Number of trades
Nasdaq Copenhagen	2024/07/12	17:20	98.60 DKK	0.84	119
London Stock Exchange	2021/12/22	17:01	219.50 DKK	0.00	1
Frankfurt	2024/07/12	08:44	12.96 EUR	0.00	2
Duesseldorf	2024/07/12	19:31	12.90 EUR	0.00	7

## Company profile

### Company Logo

#### Contact Details

H+H INTERNATIONAL

--

----

Telefon: -

Fax: -

E-mail: -

### Company Profile

-