

H+H INTERNATIONAL A/S

ISIN: **DK0015202451** WKN:

-

Overview

2022/08/19 16:59:44

Price

129.00 DKK

Difference  -4.16% (-5.60)

General attributes

ISIN	DK0015202451
Symbol	HH
Exchange	Nasdaq Copenhagen
Currency	DKK
Sector	Construction
Security type	Stock
Market cap (m)	303 EUR
Benchmark	OMX COPENHAGEN 20

Market data

Bid (Bid size)	129.00 DKK (500)
Ask (Ask size)	129.80 DKK (110)
Open	134.80 DKK
High	136.80 DKK
Low	128.20 DKK
Close (prev. day)	134.60 DKK
VWAP	130.882033 DKK
Volume (pcs)	42,444
Trading volume	5,546,514.00
Number of trades	568
Last size	72

Futures and Options




Related Futures	-
Related Options	-

5y



Information about previous performance does not guarantee future performance.
Source: FactSet

Recent research

on sector		
Date	Headline	Download
2022/08/19	 Equity Weekly	
2022/08/18	 Global Equity Ratings	
2022/08/18	 Aktienempfehlungen Global	
2022/08/12	 Equity Weekly	
2022/08/08	 Global Equity Ratings	

Details

2022/08/19 16:59:44

Price

129.00 DKK

Difference  -4.16% (-5.60)

General attributes

ISIN	DK0015202451
Symbol	HH
Exchange	Nasdaq Copenhagen
Currency	DKK
Sector	Construction
Security type	Stock
Market cap (m)	303 EUR
Benchmark	OMX COPENHAGEN 20

Market data

Bid (Bid size)	129.00 DKK (500)
Ask (Ask size)	129.80 DKK (110)
Open	134.80 DKK
High	136.80 DKK
Low	128.20 DKK
Close (prev. day)	134.60 DKK
VWAP	130.882033 DKK
Volume (pcs)	42,444
Trading volume	5,546,514.00
Number of trades	568
Last size	72

Performance and Risk

	6m	1y	3y
Perf (%)	-33.51%	-48.81%	+26.97%
Perf (abs.)	-65.00	-123.00	+27.40
Beta	0.92	0.90	0.88
Volatility	43.15	41.34	42.34

5y



Information about previous performance does not guarantee future performance.

Source: FactSet

Price data

Ø price 5 days Ø volume 5 days (pcs.)	142.76 DKK (34,403)
Ø price 30 days Ø volume 30 days (pcs.)	143.44 DKK (22,500)
Ø price 100 days Ø volume 100 days (pcs.)	154.50 DKK (25,203)
Ø price 250 days Ø volume 250 days (pcs.)	192.60 DKK (26,137)
YTD High date	236.50 DKK (2022/01/03)
YTD Low date	125.20 DKK (2022/07/04)
52 Weeks High date	280.00 DKK (2021/11/02)
52 Weeks Low date	125.20 DKK (2022/07/04)

Arbitrage views

Exchange 	Date	Time	Price	Trading volume (mio.)	Number of trades
Nasdaq Copenhagen	2022/08/19	16:59	129.00 DKK	5.55	568
London Stock Exchange	2021/12/22	17:01	219.50 DKK	0.00	1

Company profile

Company Logo

<https://>

Company Profile

-

Contact Details

H+H INTERNATIONAL

--

Telefon: -

Fax: -

E-mail: -