

UNICAJA BANCO S.A.U. EUR0.25

ISIN: **ES0180907000** WKN: -

Overview

2022/09/28 17:38:00

Price
0.9425 EURDifference  -2.84% (-0.03)

General attributes

ISIN	ES0180907000
Symbol	UNI
Exchange	BME Continuous Market
Currency	EUR
Sector	-
Security type	Stock
Market cap (m)	2,502 EUR
Benchmark	IBEX 35

Market data

Bid (Bid size)	-
Ask (Ask size)	-
Open	0.971 EUR
High	0.971 EUR
Low	0.931 EUR
Close (prev. day)	0.97 EUR
VWAP	0.945441 EUR
Volume (pcs)	4,690,910
Trading volume	4,434,979.99
Number of trades	1,431
Last size	-

Futures and Options

Related Futures	-
Related Options	643

5y






Information about previous performance does not guarantee future performance.

Source: FactSet

Recent research

on market

Date	Headline	Download
2022/09/26	 Global Equity Ratings	
2022/09/26	 Aktienempfehlungen Global	
2022/09/06	 Marktkommentar	
2022/09/01	 Global Equity Ratings	
2022/09/01	 Aktienempfehlungen Global	

Details

2022/09/28 17:38:00

Price

0.9425 EUR

 Difference 📉 -2.84% (-0.03)

General attributes

ISIN	ES0180907000
Symbol	UNI
Exchange	BME Continuous Market
Currency	EUR
Sector	-
Security type	Stock
Market cap (m)	2,502 EUR
Benchmark	IBEX 35

Market data

Bid (Bid size)	-
Ask (Ask size)	-
Open	0.971 EUR
High	0.971 EUR
Low	0.931 EUR
Close (prev. day)	0.97 EUR
VWAP	0.945441 EUR
Volume (pcs)	4,690,910
Trading volume	4,434,979.99
Number of trades	1,431
Last size	-

Performance and Risk

	6m	1y	3y
Perf (%)	+3.12%	+5.96%	+29.64%
Perf (abs.)	+0.03	+0.05	+0.22
Beta	1.42	1.28	1.09
Volatility	47.17	43.75	45.43

5y



Information about previous performance does not guarantee future performance.

Source: FactSet

Price data

Ø price 5 days Ø volume 5 days (pcs.)	1.0083 EUR (4,395,103)
Ø price 30 days Ø volume 30 days (pcs.)	0.9271 EUR (2,544,836)
Ø price 100 days Ø volume 100 days (pcs.)	0.9006 EUR (2,793,421)
Ø price 250 days Ø volume 250 days (pcs.)	0.8944 EUR (4,269,011)
YTD High date	1.0880 EUR (2022/02/08)
YTD Low date	0.6870 EUR (2022/03/07)
52 Weeks High date	1.0880 EUR (2022/02/08)
52 Weeks Low date	0.6870 EUR (2022/03/07)

Arbitrage views

Exchange 📍	Date	Time	Price	Trading volume (mio.)	Number of trades
Tradegate	2022/09/28	22:02	0.9545 EUR	0.00	1
Stuttgart	2022/09/28	08:10	0.9145 EUR	0.00	3
Munich	2022/09/28	08:07	0.9755 EUR	0.00	1
London Stock Exchange European Trade Reporting	2022/09/28	17:30	0.94 EUR	0.00	2
Frankfurt	2022/09/28	09:19	0.9515 EUR	0.00	1

	09/28				
FINRA other OTC Issues	2021/ 12/20	15:32	0.88 USD	0.00	1
Duesseldorf	2022/ 09/28	21:01	0.9435 EUR	0.00	11
Berlin	2022/ 09/28	20:56	0.953 EUR	0.00	14
BME Continuous Market	2022/ 09/28	17:38	0.9425 EUR	4.43	1,431

Company profile

Company Logo

Contact Details

UNICAJA BANCO S.A.U.

--

Telefon: -

Fax: -

E-mail: -

Company Profile

-