

UNICAJA BANCO S.A.U. EUR0.25

ISIN: **ES0180907000** WKN: -

Overview

2022/08/12 17:38:00

Price
0.912 EURDifference  1.50% (0.01)

General attributes

ISIN	ES0180907000
Symbol	UNI
Exchange	BME Continuous Market
Currency	EUR
Sector	-
Security type	Stock
Market cap (m)	2,421 EUR
Benchmark	IBEX 35

Market data

Bid (Bid size)	-
Ask (Ask size)	-
Open	0.89 EUR
High	0.9145 EUR
Low	0.89 EUR
Close (prev. day)	0.8985 EUR
VWAP	0.907104 EUR
Volume (pcs)	2,823,455
Trading volume	2,561,166.62
Number of trades	911
Last size	-

Futures and Options

Related Futures	-
Related Options	617

5y









Information about previous performance does not guarantee future performance.

Source: FactSet

Recent research

on market

Date	Headline	Download
2022/08/08	 Global Equity Ratings	
2022/08/08	 Aktienempfehlungen Global	
2022/08/08	 Marktkommentar	
2022/07/25	 Global Equity Ratings	
2022/07/25	 Aktienempfehlungen Global	

Details

2022/08/12 17:38:00

Price

0.912 EUR

Difference ▲ 1.50% (0.01)

General attributes

ISIN	ES0180907000
Symbol	UNI
Exchange	BME Continuous Market
Currency	EUR
Sector	-
Security type	Stock
Market cap (m)	2,421 EUR
Benchmark	IBEX 35

Market data

Bid (Bid size)	-
Ask (Ask size)	-
Open	0.89 EUR
High	0.9145 EUR
Low	0.89 EUR
Close (prev. day)	0.8985 EUR
VWAP	0.907104 EUR
Volume (pcs)	2,823,455
Trading volume	2,561,166.62
Number of trades	911
Last size	-

Performance and Risk

	6m	1y	3y
Perf (%)	-13.64%	+17.91%	+43.51%
Perf (abs.)	-0.14	+0.14	+0.28
Beta	-	-	-
Volatility	51.61	43.07	45.12

5y



Information about previous performance does not guarantee future performance.

Source: FactSet

Price data

Ø price 5 days Ø volume 5 days (pcs.)	0.898 EUR (1,896,271)
Ø price 30 days Ø volume 30 days (pcs.)	0.851 EUR (3,512,435)
Ø price 100 days Ø volume 100 days (pcs.)	0.888 EUR (4,958,316)
Ø price 250 days Ø volume 250 days (pcs.)	0.882 EUR (4,446,262)
YTD High date	1.088 EUR (2022/02/08)
YTD Low date	0.687 EUR (2022/03/07)
52 Weeks High date	1.088 EUR (2022/02/08)
52 Weeks Low date	0.687 EUR (2022/03/07)

Arbitrage views

Exchange ⊕	Date	Time	Price	Trading volume (mio.)	Number of trades
Tradegate	2022/08/12	22:02	0.9165 EUR	0.00	1
Stuttgart	2022/08/15	08:13	0.861 EUR	0.00	1
Munich	2022/08/15	08:03	0.9055 EUR	0.00	1
London Stock Exchange European Trade Reporting	2022/08/15	09:00	0.913 EUR	0.00	1
Frankfurt	2022/08/15	09:23	0.8995 EUR	0.00	1

	08/15					
FINRA other OTC Issues	2021/ 12/20	15:32	0.88 USD	0.00		1
Duesseldorf	2022/ 08/15	16:00	0.8875 EUR	0.00		7
Berlin	2022/ 08/15	17:11	0.8995 EUR	0.00		11
BME Continuous Market	2022/ 08/12	17:38	0.912 EUR	2.56		911

Company profile

Company Logo

<https://>

Company Profile

-

Contact Details

UNICAJA BANCO S.A.U.

--

Telefon: -

Fax: -

E-mail: -