

BEVER HOLDING, N.V.

ISIN: NL0000285278 WKN: 000028527

Overview

2024/07/12 11:30:02

Price
2.70 EURDifference  0.00% (0.00)

General attributes

ISIN	NL0000285278
Symbol	BEVER
Exchange	Euronext Amsterdam
Currency	EUR
Sector	Other
Security type	Stock
Market cap (m)	46 EUR
Benchmark	AMSTERDAM EXCHANGES INDEX

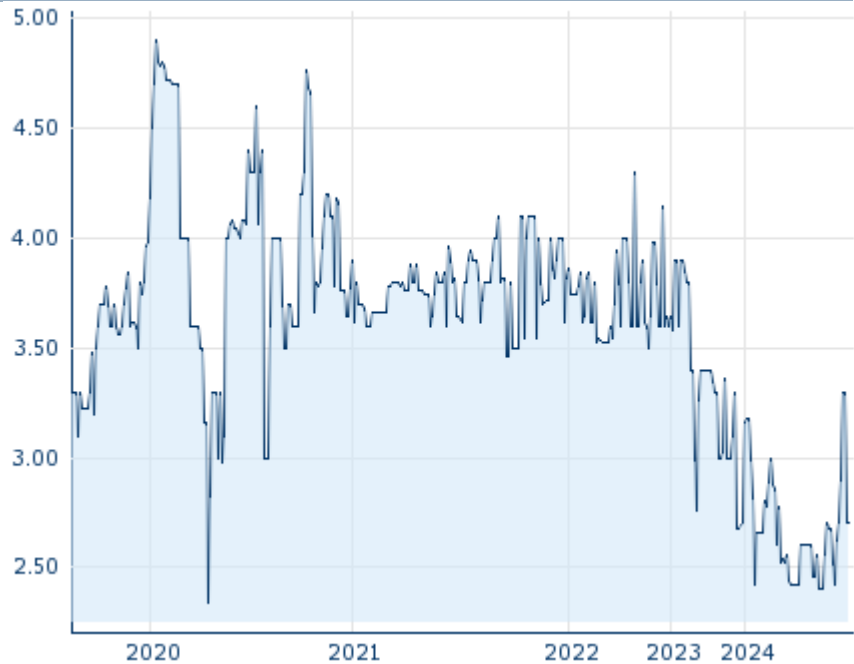
Market data

Bid (Bid size)	2.72 EUR (50)
Ask (Ask size)	3.30 EUR (600)
Open	2.70 EUR
High	2.70 EUR
Low	2.70 EUR
Close (prev. day)	2.70 EUR
VWAP	2.70 EUR
Volume (pcs)	210
Trading volume	567.00
Number of trades	2
Last size	158

Futures and Options





Related Futures	-
Related Options	-

5y



Information about previous performance does not guarantee future performance.
Source: FactSet

Recent research

on sector		on market	
Date		Headline	Download
2024/07/12		Global Equity Ratings	
2024/07/12		Aktienempfehlungen Global	
2024/07/09		Aktienempfehlungen Österreich	
2024/07/05		Equity Weekly	
2024/06/24		Aktienempfehlungen Österreich	

Details

2024/07/12 11:30:02

Price
2.70 EUR

Difference ➔ 0.00% (0.00)

General attributes

ISIN	NL0000285278
Symbol	BEVER
Exchange	Euronext Amsterdam
Currency	EUR
Sector	Other
Security type	Stock
Market cap (m)	46 EUR
Benchmark	AMSTERDAM EXCHANGES INDEX

Market data

Bid (Bid size)	2.72 EUR (50)
Ask (Ask size)	3.30 EUR (600)
Open	2.70 EUR
High	2.70 EUR
Low	2.70 EUR
Close (prev. day)	2.70 EUR
VWAP	2.70 EUR
Volume (pcs)	210
Trading volume	567.00
Number of trades	2
Last size	158

Performance and Risk

	6m	1y	3y
Perf (%)	-4.26%	-20.59%	-30.77%
Perf (abs.)	-0.12	-0.70	-1.20
Beta	1.49	-5.12	0.14
Volatility	93.68	108.32	103.44

5y



Information about previous performance does not guarantee future performance.
Source: FactSet

Price data

Ø price 5 days Ø volume 5 days (pcs.)	2.90 EUR (46)
Ø price 30 days Ø volume 30 days (pcs.)	2.77 EUR (149)
Ø price 100 days Ø volume 100 days (pcs.)	2.60 EUR (228)
Ø price 250 days Ø volume 250 days (pcs.)	2.75 EUR (134)
YTD High date	3.30 EUR (2024/07/02)
YTD Low date	2.40 EUR (2024/05/15)
52 Weeks High date	3.36 EUR (2023/08/08)
52 Weeks Low date	2.40 EUR (2024/05/15)

Arbitrage views

Exchange ⊕	Date	Time	Price	Trading volume (mio.)	Number of trades
London Stock Exchange	2018/05/18	18:03	3.60 EUR	0.00	1
Euronext Amsterdam	2024/07/12	11:30	2.70 EUR	0.00	2

Company profile

Company Logo

Contact Details

BEVER HOLDING NV

--

Rijksstraatweg 324 C - 2242 AB Wassenaar

Telefon: +31-70-512-18-10

Fax: +31-70-512-18-19

E-mail: info@beverholding.nl

Company Profile

-

Members of Management Board

Willy Simon	Member of Executive Committee
----------------	----------------------------------

Board of directors

Willy Simon	Chairman of Supervisory Board
----------------	----------------------------------