

# HEXATRONIX GROUP AB

ISIN: **SE0018040677** WKN: -

## Overview

2024/09/13 16:37:52

Price

4.968 EUR

Difference  4.24% (0.20)

### General attributes

ISIN	SE0018040677
Symbol	HTRO
Exchange	Stuttgart
Currency	EUR
Sector	Technology
Security type	Stock
Market cap (m)	1,011 EUR
Benchmark	OMX STOCKHOLM 30 INDEX

### Market data

Bid (Bid size)	- (0)
Ask (Ask size)	- (0)
Open	4.891 EUR
High	4.968 EUR
Low	4.866 EUR
Close (prev. day)	4.766 EUR
VWAP	-
Volume (pcs)	0
Trading volume	0.00
Number of trades	11
Last size	0

### Futures and Options











Related Futures	-
Related Options	-

5y



Information about previous performance does not guarantee future performance.  
Source: FactSet

### Recent research

on sector			
Date		Headline	Download
2024/09/11		Global Equity Ratings	
2024/09/11		Aktienempfehlungen Global	
2024/09/09		Aktienempfehlungen Österreich	
2024/09/06		Equity Weekly	
2024/09/05		Global Equity Ratings	

# Details

2024/09/13 16:37:52

**Price**

4.968 EUR

**Difference** ▲ 4.24% (0.20)

**General attributes**

ISIN	SE0018040677
Symbol	HTRO
Exchange	Stuttgart
Currency	EUR
Sector	Technology
Security type	Stock
Market cap (m)	1,011 EUR
Benchmark	OMX STOCKHOLM 30 INDEX

**Market data**

Bid (Bid size)	- (0)
Ask (Ask size)	- (0)
Open	4.891 EUR
High	4.968 EUR
Low	4.866 EUR
Close (prev. day)	4.766 EUR
VWAP	-
Volume (pcs)	0
Trading volume	0.00
Number of trades	11
Last size	0

**Performance and Risk**

	6m	1y	3y
Perf (%)	+90.78%	+11.62%	-3.53%
Perf (abs.)	+2.36	+0.52	-0.18
Beta	-	-	-
Volatility	66.43	92.10	74.59

5y



Information about previous performance does not guarantee future performance. Source: FactSet

**Price data**

Ø price 5 days   Ø volume 5 days (pcs.)	4.848 EUR (0)
Ø price 30 days   Ø volume 30 days (pcs.)	4.877 EUR (0)
Ø price 100 days   Ø volume 100 days (pcs.)	4.437 EUR (8)
Ø price 250 days   Ø volume 250 days (pcs.)	3.302 EUR (63)
YTD High   date	5.764 EUR (2024/07/17)
YTD Low   date	1.796 EUR (2024/01/22)
52 Weeks High   date	5.764 EUR (2024/07/17)
52 Weeks Low   date	1.538 EUR (2023/11/22)

**Arbitrage views**

Exchange	Date	Time	Price	Trading volume (mio.)	Number of trades
Tradegate	2024/09/13	22:26	4.987 EUR	0.02	135
Stuttgart	2024/09/13	16:37	4.968 EUR	0.00	11
Nasdaq Stockholm	2024/09/13	18:00	56.66 SEK	29.52	1,787
Munich	2024/09/13	08:07	4.871 EUR	0.00	2
London Stock	2024/07/	10:46	51.02 SEK	2.14	1

Exchange	04					
Frankfurt	2024/09/ 13	17:19	4.953	EUR	0.00	8
FINRA other OTC Issues	2024/07/ 05	17:48	5.30	USD	0.01	2
Duesseldorf	2024/09/ 13	19:30	4.841	EUR	0.00	6
Berlin	2024/09/ 13	21:43	4.981	EUR	0.00	19

## Company profile

### Company Logo



### Company Profile

-

### Contact Details

HEXATRONIX GROUP

--

----

Telefon: -

Fax: -

E-mail: -