

WILLIAMS COS. INC., THE

ISIN: **US9694571004** WKN: **969457100**

Overview

2024/09/18 20:21:02

Price
40.745 EURDifference  -0.50% (-0.21)

General attributes

ISIN	US9694571004
Symbol	WMB
Exchange	Berlin
Currency	EUR
Sector	Energy / Commodities
Security type	Stock
Market cap (m)	49,898 EUR
Benchmark	S&P 500

Market data

Bid (Bid size)	40.00 EUR (810)
Ask (Ask size)	42.04 EUR (750)
Open	40.995 EUR
High	41.045 EUR
Low	40.745 EUR
Close (prev. day)	40.95 EUR
VWAP	-
Volume (pcs)	0
Trading volume	0.00
Number of trades	16
Last size	0

Futures and Options











Related Futures	-
Related Options	-

5y



Information about previous performance does not guarantee future performance.
Source: FactSet

Recent research

on sector		on market	
Date		Headline	Download
2024/09/11		Global Equity Ratings	
2024/09/11		Aktienempfehlungen Global	
2024/09/09		Aktienempfehlungen Österreich	
2024/09/06		Equity Weekly	
2024/09/05		Global Equity Ratings	

Details

2024/09/18 20:21:02

Price

40.745 EUR

Difference 📉 -0.50% (-0.21)

General attributes

ISIN	US9694571004
Symbol	WMB
Exchange	Berlin
Currency	EUR
Sector	Energy / Commodities
Security type	Stock
Market cap (m)	49,898 EUR
Benchmark	S&P 500

Market data

Bid (Bid size)	40.00 EUR (810)
Ask (Ask size)	42.04 EUR (750)
Open	40.995 EUR
High	41.045 EUR
Low	40.745 EUR
Close (prev. day)	40.95 EUR
VWAP	-
Volume (pcs)	0
Trading volume	0.00
Number of trades	16
Last size	0

Performance and Risk

	6m	1y	3y
Perf (%)	+20.16%	+26.94%	+89.41%
Perf (abs.)	+6.87	+8.69	+19.33
Beta	-	-	-
Volatility	18.18	18.68	23.47

5y



Information about previous performance does not guarantee future performance.
Source: FactSet

Price data

Ø price 5 days Ø volume 5 days (pcs.)	40.736 EUR (0)
Ø price 30 days Ø volume 30 days (pcs.)	40.311 EUR (3)
Ø price 100 days Ø volume 100 days (pcs.)	39.011 EUR (1)
Ø price 250 days Ø volume 250 days (pcs.)	35.467 EUR (1)
YTD High date	41.395 EUR (2024/07/22)
YTD Low date	30.580 EUR (2024/02/14)
52 Weeks High date	41.395 EUR (2024/07/22)
52 Weeks Low date	30.580 EUR (2024/02/14)

Arbitrage views

Exchange 📍	Date	Time	Price	Trading volume (mio.)	Number of trades
Xetra	2023/11/24	17:35	33.22 EUR	0.00	1
Vienna Stock Exchange	2024/09/18	17:32	41.005 EUR	0.00	5
Tradegate	2024/09/18	22:02	40.68 EUR	0.01	5
Stuttgart	2024/09/18	21:57	40.575 EUR	0.00	4
NYSE	2024/09/18	22:00	45.18 USD	242.31	48,961

	18						
Munich	2024/09/ 18	08:03	40.805 EUR	0.00		1	
London Stock Exchange	2024/04/ 17	14:46	37.65 USD	4.04		1	
Hanover	2024/09/ 18	17:25	40.90 EUR	0.00		2	
Hamburg	2024/09/ 18	17:25	40.965 EUR	0.00		2	
Frankfurt	2024/09/ 18	08:04	40.755 EUR	0.00		1	
Duesseldorf	2024/09/ 18	19:30	40.84 EUR	0.00		5	
Berlin	2024/09/ 18	20:21	40.745 EUR	0.00		16	

Company profile

Company Logo



Contact Details

THE WILLIAMS COS. INC.

--

One Williams Center - 74172-2400 Tulsa

Telefon: +1-918-573-2000

Fax: +1-918-573-6714

E-mail: williamscontact@williams.com

Company Profile

-

Members of Management Board

Stephen Bergstrom Chairman of Board of Directors

Carri Lockhart Member of Board of Directors

Jesse Tyson Member of Board of Directors

Michael Creel Member of Board of Directors

Murray Smith Member of Board of Directors

Peter Ragauss Member of Board of Directors

Richard Muncrief Member of Board of Directors

Rose Robeson Member of Board of Directors

Scott Sheffield Member of Board of Directors

Stacey Doré Member of Board of Directors

William Spence Member of Board of Directors

Alan S. Armstrong Chairman of Managing Board

Debbie Pickle Member of Executive Committee

John D. Porter Member of Executive Committee

Micheal G. Dunn Member of Executive Committee