

## GFT TECHNOLOGIES AG

ISIN: DE0005800601 WKN: 580060

## Overview

2024/04/26 08:16:05

Price  
27.85 EURDifference  -0.89% (-0.25)

## General attributes

ISIN	DE0005800601
Symbol	GFT
Exchange	Hanover
Currency	EUR
Sector	IT-Technology
Security type	Stock
Market cap (m)	734 EUR
Benchmark	GERMANY DAX

## Market data

Bid (Bid size)	28.45 EUR (41)
Ask (Ask size)	28.50 EUR (36)
Open	27.85 EUR
High	27.85 EUR
Low	27.85 EUR
Close (prev. day)	28.10 EUR
VWAP	-
Volume (pcs)	0
Trading volume	0.00
Number of trades	1
Last size	0

## Futures and Options









Related Futures	-
Related Options	589

5y



Information about previous performance does not guarantee future performance.  
Source: FactSet

## Recent research

on sector		on market	
Date		Headline	Download
2024/04/26		Global Equity Ratings	
2024/04/26		Aktienempfehlungen Global	
2024/04/15		Aktienempfehlungen Österreich	
2024/04/03		Global Equity Ratings	
2024/04/03		Aktienempfehlungen Global	

## Details

2024/04/26 08:16:05

## Price

27.85 EUR

Difference 📉 -0.89% (-0.25)

## General attributes

ISIN	DE0005800601
Symbol	GFT
Exchange	Hanover
Currency	EUR
Sector	IT-Technology
Security type	Stock
Market cap (m)	734 EUR
Benchmark	GERMANY DAX

## Market data

Bid (Bid size)	28.45 EUR (41)
Ask (Ask size)	28.50 EUR (36)
Open	27.85 EUR
High	27.85 EUR
Low	27.85 EUR
Close (prev. day)	28.10 EUR
VWAP	-
Volume (pcs)	0
Trading volume	0.00
Number of trades	1
Last size	0

## Performance and Risk

	6m	1y	3y
Perf (%)	-0.14%	-19.48%	+64.33%
Perf (abs.)	-0.04	-6.80	+11.00
Beta	1.08	1.21	1.50
Volatility	40.57	40.29	48.25

5y



Information about previous performance does not guarantee future performance.  
Source: FactSet

## Price data

Ø price 5 days   Ø volume 5 days (pcs.)	27.86 EUR (0)
Ø price 30 days   Ø volume 30 days (pcs.)	27.68 EUR (0)
Ø price 100 days   Ø volume 100 days (pcs.)	29.87 EUR (10)
Ø price 250 days   Ø volume 250 days (pcs.)	28.41 EUR (7)
YTD High   date	33.62 EUR (2024/01/30)
YTD Low   date	26.56 EUR (2024/03/13)
52 Weeks High   date	36.16 EUR (2023/05/03)
52 Weeks Low   date	23.52 EUR (2023/09/22)

## Arbitrage views

Exchange <span>📍</span>	Date	Time	Price	Trading volume (mio.)	Number of trades
Xetra	2024/04/26	11:58	28.50 EUR	0.18	85
Vienna Stock Exchange	2024/04/26	09:05	28.20 EUR	0.00	1
Tradegate	2024/04/26	12:21	28.45 EUR	0.06	15
Stuttgart	2024/04/26	12:15	28.45 EUR	0.00	21
Munich	2024/04/26	08:02	28.15 EUR	0.00	1

	26						
London Stock Exchange	2022/05/24	14:45	41.45 EUR	7.84			2
Hanover	2024/04/26	08:16	27.85 EUR	0.00			1
Hamburg	2024/04/26	08:16	27.85 EUR	0.00			1
Frankfurt	2024/04/26	09:15	28.15 EUR	0.00			2
Duesseldorf	2024/04/26	09:32	28.55 EUR	0.00			2
Berlin	2024/04/26	11:44	28.60 EUR	0.00			6

## Company profile

### Company Logo



### Contact Details

GFT TECHNOLOGIES SE

--

Schelmenwasenstrasse 34 - 70567 Stuttgart

Telefon: +49-711-62042-440

Fax: +49-711-62042-101

E-mail: [info@gft.com](mailto:info@gft.com)

### Company Profile

-

#### Members of Management Board

Marco Santos	Chairman of Managing Board
Jochen Ruetz	Member of Executive Committee
Christopher Ortiz	Member of Executive Committee
Jens-Thorsten Rauer	Member of Executive Committee
Joan-Carles Fonoll	Member of Executive Committee

#### Board of directors

Ulrich Dietz	Chairman of Supervisory Board
Andreas Wiedemann	Member of Supervisory Board
Annette Beller	Member of Supervisory Board
Jochen Ruetz	Member of Supervisory Board
Paul Friedrich Lerbinger	Member of Supervisory Board
Maria Dietz	Member of Supervisory Board