

YATRA ONLINE INC.

ISIN: KYG983381099

WKN: G98338109

Overview

2024/06/21 16:12:51

Price
0.995 EURDifference  -0.50% (-0.01)

General attributes

ISIN	KYG983381099
Symbol	YTRA
Exchange	Stuttgart
Currency	EUR
Sector	Media / Entertainment / Recreation
Security type	Stock
Market cap (m)	67 EUR
Benchmark	S&P 500

Market data

Bid (Bid size)	- (0)
Ask (Ask size)	- (0)
Open	0.96 EUR
High	0.995 EUR
Low	0.96 EUR
Close (prev. day)	1.00 EUR
VWAP	-
Volume (pcs)	0
Trading volume	0.00
Number of trades	9
Last size	0

Futures and Options











Related Futures	-
Related Options	-

5y



Information about previous performance does not guarantee future performance.
Source: FactSet

Recent research

	on sector	on market	
Date		Headline	Download
2024/06/21		Global Equity Ratings	
2024/06/21		Aktienempfehlungen Global	
2024/06/14		Equity Weekly	
2024/06/14		Global Equity Ratings	
2024/06/14		Aktienempfehlungen Global	

Details

2024/06/21 16:12:51

Price

0.995 EUR

 Difference ▼ -0.50% (-0.01)

General attributes

ISIN	KYG983381099
Symbol	YTRA
Exchange	Stuttgart
Currency	EUR
Sector	Media / Entertainment / Recreation
Security type	Stock
Market cap (m)	67 EUR
Benchmark	S&P 500

Market data

Bid (Bid size)	- (0)
Ask (Ask size)	- (0)
Open	0.96 EUR
High	0.995 EUR
Low	0.96 EUR
Close (prev. day)	1.00 EUR
VWAP	-
Volume (pcs)	0
Trading volume	0.00
Number of trades	9
Last size	0

Performance and Risk

	6m	1y	3y
Perf (%)	-27.23%	-44.10%	-51.23%
Perf (abs.)	-0.37	-0.79	-1.05
Beta	-0.13	0.43	0.60
Volatility	59.55	57.97	67.85

5y



Information about previous performance does not guarantee future performance.
Source: FactSet

Price data

Ø price 5 days Ø volume 5 days (pcs.)	0.999 EUR (0)
Ø price 30 days Ø volume 30 days (pcs.)	1.219 EUR (0)
Ø price 100 days Ø volume 100 days (pcs.)	1.324 EUR (8)
Ø price 250 days Ø volume 250 days (pcs.)	1.546 EUR (4)
YTD High date	1.677 EUR (2024/01/19)
YTD Low date	0.960 EUR (2024/06/18)
52 Weeks High date	2.372 EUR (2023/09/15)
52 Weeks Low date	0.960 EUR (2024/06/18)

Arbitrage views

Exchange	Date	Time	Price	Trading volume (mio.)	Number of trades
Tradegate	2024/06/21	22:02	1.07 EUR	0.00	1
Stuttgart	2024/06/21	16:12	0.995 EUR	0.00	9
Nasdaq	2024/06/21	22:30	1.142 USD	0.19	462
Frankfurt	2024/06/21	08:10	1.01 EUR	0.00	1
Berlin	2024/06/21	20:08	1.07 EUR	0.00	12

Company profile

Company Logo



Company Profile

-

Contact Details

YATRA ONLINE

--

Telefon: -

Fax: -

E-mail: -